

**Board of Trustees - Regular Meeting**  
**Board of Trustees Governance Committee, Teaching and Learning**  
**Committee, Planning and Operations Committee, Facilities Committee**  
**and Resources Committee**  
**Tuesday, March 07, 2017 6:00 PM**  
**District Office, Board Room, 3801 Market Street, Riverside, CA 92501**

**ORDER OF BUSINESS**

**Pledge of Allegiance**

Anyone who wishes to make a presentation to the Board on an agenda item is requested to please fill out a "REQUEST TO ADDRESS THE BOARD OF TRUSTEES" card, available from the Public Affairs Officer. However, the Board Chairperson will invite comments on specific agenda items during the meeting before final votes are taken. Please make sure that the Secretary of the Board has the correct spelling of your name and address to maintain proper records. Comments should be limited to five (5) minutes or less.

Anyone who requires a disability-related modification or accommodation in order to participate in any meeting should contact the Chancellor's Office at (951) 222-8801 as far in advance of the meeting as possible.

Any public records relating to an open session agenda item that is distributed within 72 hours prior to the meeting is available for public inspection at the Riverside Community College District Chancellor's Office, 3rd Floor, 3801 Market Street, Riverside, California, 92501 or online at [www.rccd.edu/administration/board](http://www.rccd.edu/administration/board).

- I. COMMENTS FROM THE PUBLIC  
*Board invites comments from the public regarding any matters within the jurisdiction of the Board of Trustees. Pursuant to the Ralph M. Brown Act, the Board cannot address or respond to comments made under Public Comment.*
- II. PUBLIC HEARING (NONE)
- III. CHANCELLOR'S REPORT
  - A. [Chancellor's Communications](#)  
*Information Only*
- IV. BOARD COMMITTEE REPORTS
  - A. Governance (None)
  - B. Teaching and Learning
    1. [Proposed Curricular Changes](#)  
*Information Only*
    2. [Student Success Scorecard 2016](#)  
*Information Only*
  - C. Planning and Operations
    1. [Safety and Security Initiatives Update](#)  
*Information Only*
  - D. Resources (None)
  - E. Facilities (None)
- V. OTHER BUSINESS
  - A. [Resolution Number 43-16/17 in Support and Protection of Culture of Care](#)  
*Recommend adopting Resolution Number 43-16/17 - Resolution of the Board of Trustees of the Riverside Community College District in Support and Protection of Culture of Care.*
- VI. CLOSED SESSION (NONE)
- VII. ADJOURNMENT

## Agenda Item (III-A)

Meeting 3/7/2017 - Committee  
Agenda Item Chancellor's Report (III-A)  
Subject Chancellor's Communications  
College/District District  
Information Only

---

### Background Narrative:

Chancellor will share general information to the Board of Trustees, including federal, state and local interests and District information.

Prepared By: Michael Burke, Ph.D., Chancellor

### Attachments:

None.

## Agenda Item (IV-B-1)

Meeting 3/7/2017 - Committee  
Agenda Item Committee - Teaching and Learning (IV-B-1)  
Subject Proposed Curricular Changes  
College/District District  
Information Only

---

### Background Narrative:

Presented for the Board's review and consideration are proposed curricular changes. The District Curriculum Committee and the administration have reviewed the attached proposed curricular changes and recommend their adoption by the Board of Trustees.

Prepared By: Michael Burke, Ph.D., Chancellor

### Attachments:

[Proposed Curricular Changes](#)

**1. New Courses:**

None at this time.

**2. New Stand Alone Courses:**

None at this time.

**3. Course Inclusions:**

	Title	Location	Action	Comment
The course below is being proposed for inclusion at Norco College. CIS-90 or CAT-90 is a required component of the Business Information Worker program which Norco would like to adopt. CIS-90 and CAT-90 are cross-listed courses. CAT-90 was previously approved for inclusion at Norco College				
CIS-90	Microsoft Outlook	N		

**4. Major Course Modifications:**

None at this time.

**5. Major Course Modifications Continued:**

None at this time.

**6. Course Exclusions:**

None at this time.

**7. Course Deletions:**

None at this time.

**8. New Locally Approved Certificates:**

None at this time.

**9. New State Approved Degrees:**

None at this time.

**10. Substantial Change to State Approved Certificates/Degrees:**

None at this time.

**11. Modification to State/Locally Approved Certificates/Degrees:**

None at this time.

**12. Program Discontinuance:**

None at this time.

### 1. New Courses:

None at this time.

### 2. New Stand Alone Courses:

None at this time.

### 3. Course Inclusions:

None at this time.

### 4. Major Course Modifications:

The courses below are being modified as part of a regular review of the curriculum, as well as preparation for inclusion of one or more courses at the Moreno Valley campus. The modifications include minor updates to the descriptions, methods of instruction and evaluation, and updated texts and materials.

ADJ-21	Control & Supervision in Corrections	R
ADJ-22	Legal Aspects of Corrections	MR

The modification to the course below is the addition of a prerequisite, CON-62, Blueprint Reading, to ensure appropriate preparation and skill level for enrolling students.

CON-74	Construction Estimating	N
--------	-------------------------	---

The course below is being reviewed and modified to comply with the state Chancellor's office instruction regarding TBA hours. The modifications include clarification of the SLOs and delineation of topics covered during lab hours.

ENG-60B	English Fundamentals: Paragraph to Essay	MNR
---------	--	-----

The courses below are being reviewed and modified with the intention of proposing and AD-T in Film and Television studies. Modifications include clarifications to the course SLOs, GE-SLOs, as well as updates to the topics, texts and course materials.

FST-2	Introduction to Television Studies	R
FST-3	Introduction to International Cinema	R
FST-4	Introduction to Film Genres	R
FST-5	Fiction and Film: Adaptation	R
FST-7	History of World Film I: From the Beginning through the 1950's	R
FST-8	History of World Film II: From the 1950s to the Present	R

### 5. Course Exclusions:

None at this time.

**6. Course Deletions:**

The course below will be replaced by FTV-42 which has expanded curriculum, will be part of a planned AD-T in Film & Television Studies, and will better meet the needs of students.

FST-6          Screenplay Analysis: The Craft of the Screenplay          R

**7. New Locally Approved Certificates:**

None at this time.

**8. New State Approved Degrees:**

None at this time.

**9. Substantial Change to State Approved Certificates/Degrees:**

None at this time.

**10. Modification to State/Locally Approved Certificates/Degrees:**

None at this time.

**11. Program Discontinuance:**

None at this time.

## Agenda Item (IV-B-2)

Meeting 3/7/2017 - Committee  
Agenda Item Committee - Teaching and Learning (IV-B-2)  
Subject Student Success Scorecard 2016  
College/District District  
Information Only

---

### Background Narrative:

Presented for the Board's review and consideration is the Student Success Scorecard (SSS) issued by the California Community Colleges Chancellor's Office in March 2016. The report's objectives are to inform policymakers, local college officials, and elected boards about college-specific performance in six areas of effort. This presentation will highlight Riverside Community College District's findings compared to the State of California, over the most recent five cohorts, with an emphasis on student demographic subgroup performance.

Prepared By: Michael Burke, Ph.D., Chancellor  
David Torres, Dean, Institutional Research and Strategic Planning

### Attachments:

[Student Success Scorecard Presentation](#)

# 2016 Student Success Scorecard: Riverside Community College District

---

DAVID TORRES, DEAN INSTITUTIONAL RESEARCH & STRATEGIC PLANNING

RCCD BOARD OF TRUSTEES - TEACHING AND LEARNING COMMITTEE

MARCH 7, 2017





# Background

The Student Success Scorecard is a set of performance indicators for the California Community Colleges

The report's objectives are

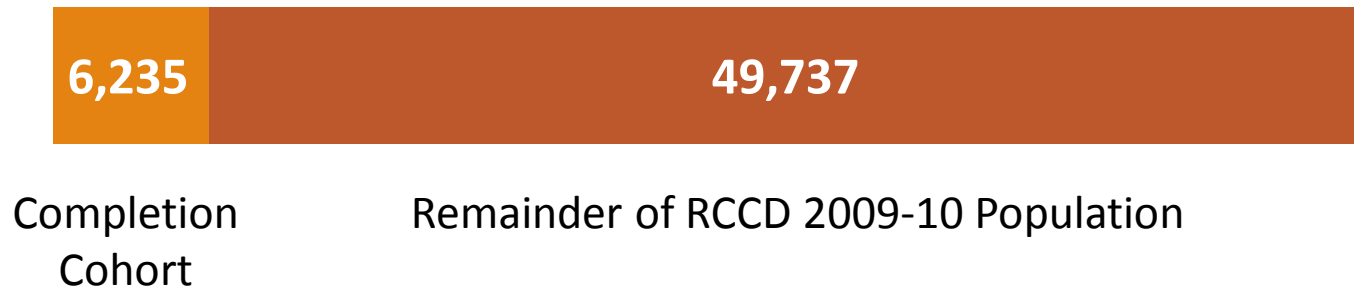
- to make policymakers, local college officials, and elected boards aware of system and college performance in specific areas of effort
- to inform the public about overall system performance.

# Format of this presentation:

- District subgroup rates for the most recent cohort
- State and district rates for the past five cohorts
- Where available, recent college-based comparable data
  - *Unless otherwise noted, all data comes from Student Success Scorecard*

# Caveat 1: Scorecard performance indicators are based on student subgroups

- Students must meet criteria for group inclusion.
- For example, for most recent Completion indicator:
  - RCCD 2009-2010 Scorecard sample =  
~11% subset of entire 2009-10 RCCD population



## Caveat 2: Scorecard performance indicators are based on long-term cohorts

- All Scorecard measures are cohort-based, with each cohort lasting 6 years.
- The most recent cohort began in AY 2009-10, ending in AY 2014-15.
- Many college initiatives started after 2009-10 and the effects of these efforts are not reflected in the present report.
- Where available, recent comparable measures are provided.

# RCCD Completions...

## Degree / Transfer:

Percentage of

- degree, certificate and/or transfer-seeking students\* starting first time in the cohort year & tracked for six years
- completed a degree, certificate or transfer-related outcomes.

*\*Student attempted any level of Math or English in the first three years and earned 6 units.*

# Degree / Transfer Completions: District Rates

## Completion

[Click here to view trend data](#)

Percentage of degree, certificate and/or transfer-seeking students starting first time in 2009-10 tracked for six years through 2014-15 who completed a degree, certificate or transfer-related outcomes.

COLLEGE PREPARED		UNPREPARED FOR COLLEGE		OVERALL	
64.4%		35.0%		40.1%	
N=1,075		N=5,160		N=6,235	
Gender	%	Gender	%	Gender	%
FEMALE	68.9	FEMALE	36.8	FEMALE	42.1
MALE	59.7	MALE	32.8	MALE	37.7
Age	%	Age	%	Age	%
UNDER 20	65.7	UNDER 20	37.1	UNDER 20	42.5
20-24	51.6	20-24	24.4	20-24	27.4
25-39	41.2	25-39	29.6	25-39	30.2
40 OR OVER	58.8	40 OR OVER	24.2	40 OR OVER	28.3
Ethnicity/Race	%	Ethnicity/Race	%	Ethnicity/Race	%
AFRICAN AMERICAN	63.5	AFRICAN AMERICAN	32.8	AFRICAN AMERICAN	36.4
AMERICAN INDIAN/ ALASKA NATIVE	60.0*	AMERICAN INDIAN/ ALASKA NATIVE	42.9*	AMERICAN INDIAN/ ALASKA NATIVE	50.0
ASIAN	79.0	ASIAN	56.6	ASIAN	61.9
FILIPINO	87.0	FILIPINO	48.8	FILIPINO	57.1
HISPANIC	53.5	HISPANIC	30.5	HISPANIC	33.6
PACIFIC ISLANDER	0.0*†	PACIFIC ISLANDER	15.4	PACIFIC ISLANDER	14.8
WHITE	72.4	WHITE	36.7	WHITE	45.7

0%: Cohort with no students attaining an outcome

N/A: Cohort has no students

\*: Cohort fewer than 10 students

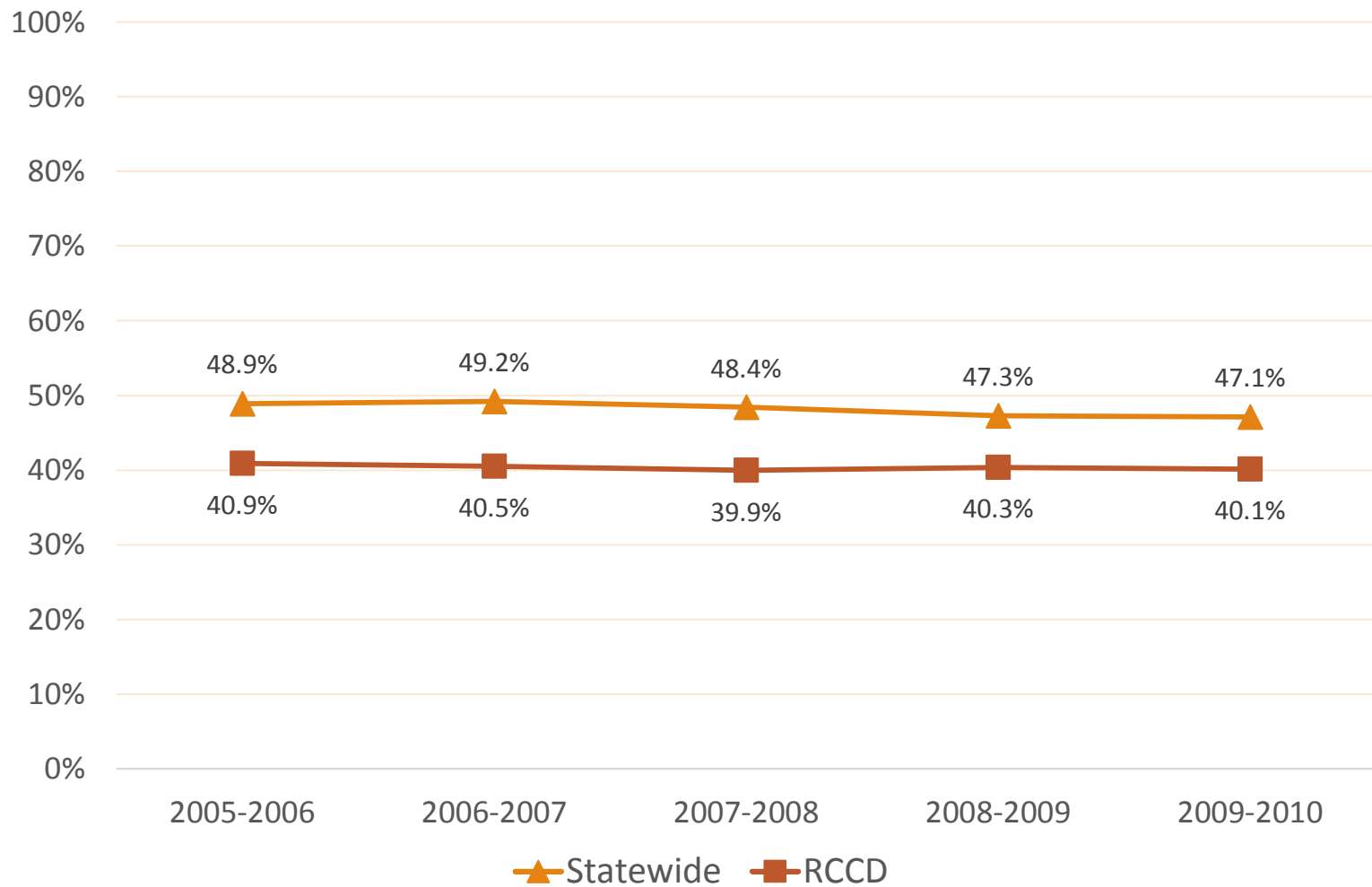
Percentage of Unprepared Students: 83%

COLLEGE PREPARED: Student's lowest course attempted in Math and/or English was college level

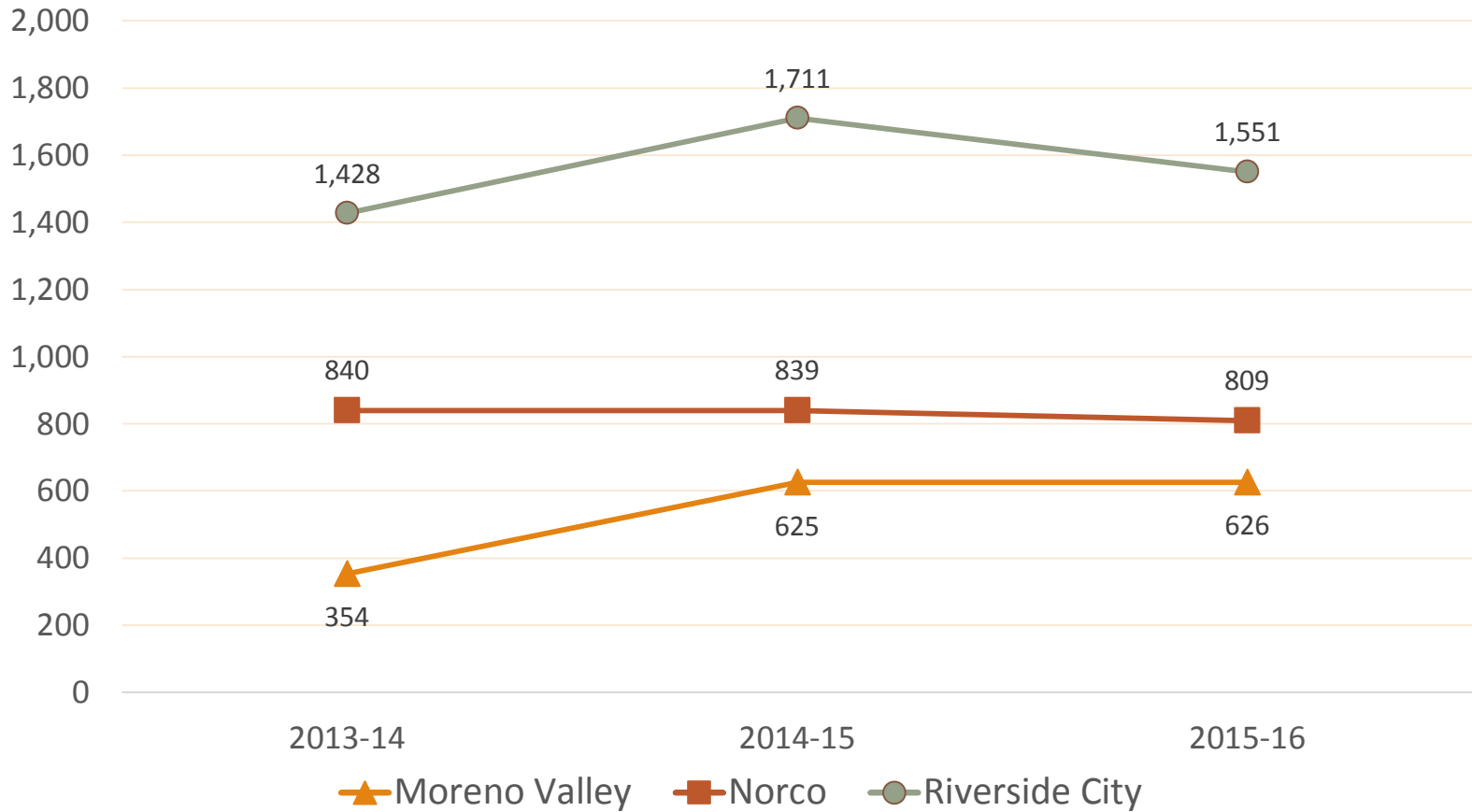
UNPREPARED FOR COLLEGE: Student's lowest course attempted in Math and/or English was remedial level

OVERALL: Student attempted any level of Math or English in the first three years

# Student Success Scorecard Completions: State and District Rates



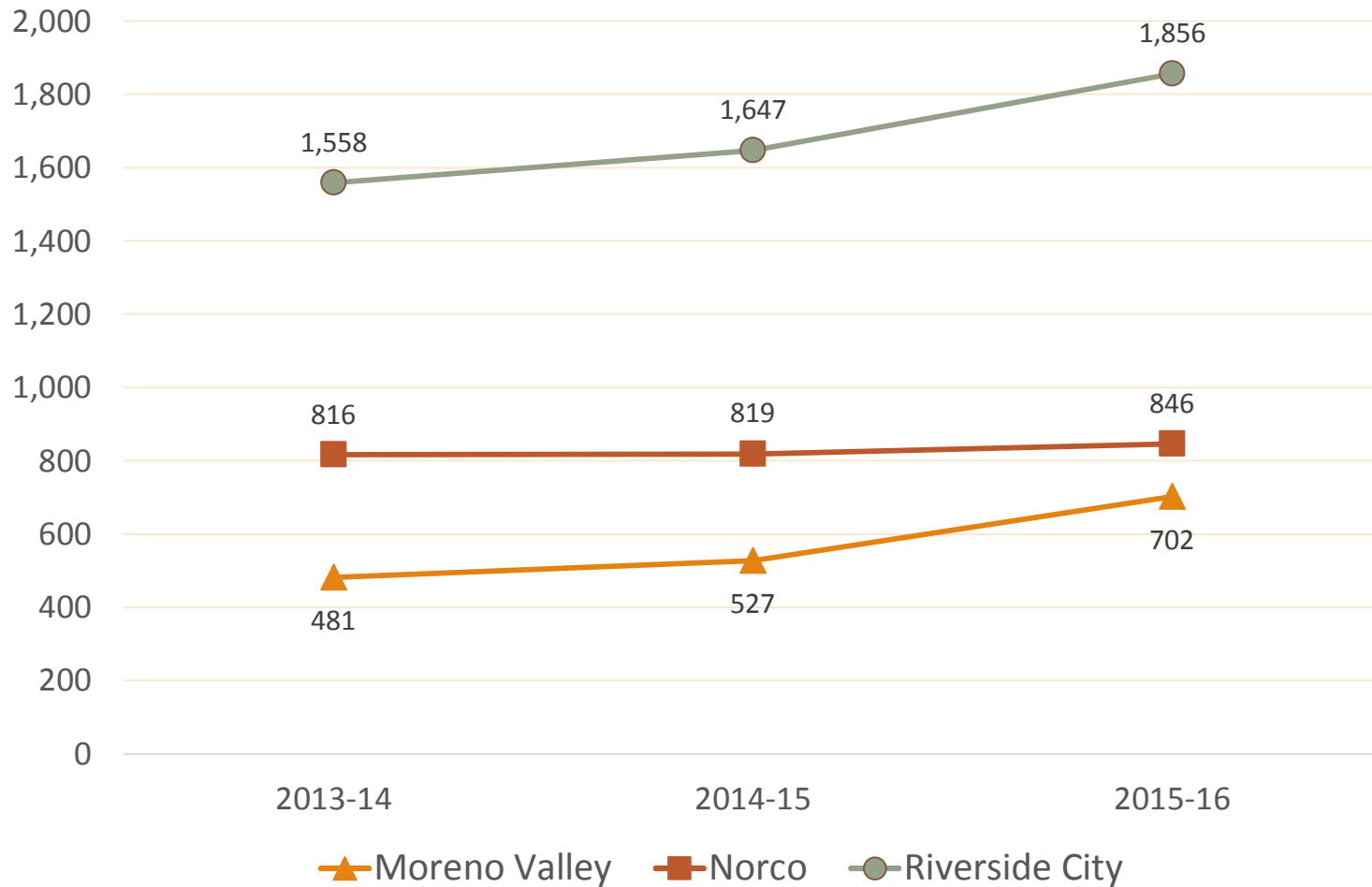
# Student Success Scorecard Completions: RCCD Colleges – Transfer Volume Metric



Note: Transfer Volume Metric includes students who completed at least 12 units within the district, with confirmed enrollment in a 4 year college or university between June 1<sup>st</sup> and May 31<sup>st</sup> of year reported. Students were enrolled at specific college in the year immediately prior to transferring. Sources: Moreno Valley, Norco and Riverside City College Institutional Effectiveness offices.

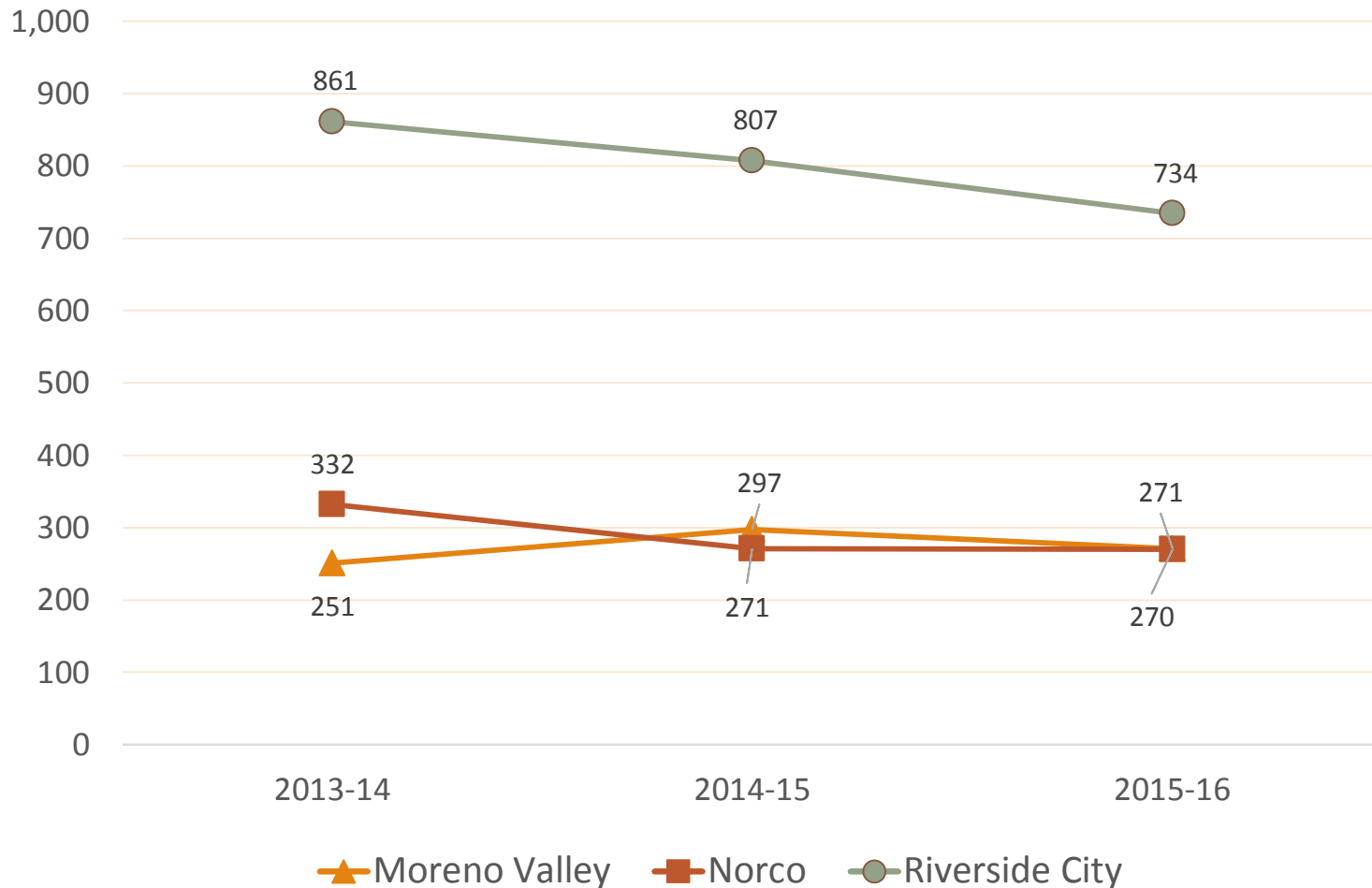


# Student Success Scorecard Completions: RCCD Colleges – AA/AS Degrees



Source: California Community Colleges Chancellor's Office Data Mart, retrieved February 22, 2017.

# Student Success Scorecard Completions: RCCD Colleges – Certificates



Source: California Community Colleges Chancellor's Office Data Mart, retrieved February 22, 2017.

# RCCD Completions...

## Career Technical Education

Percentage of

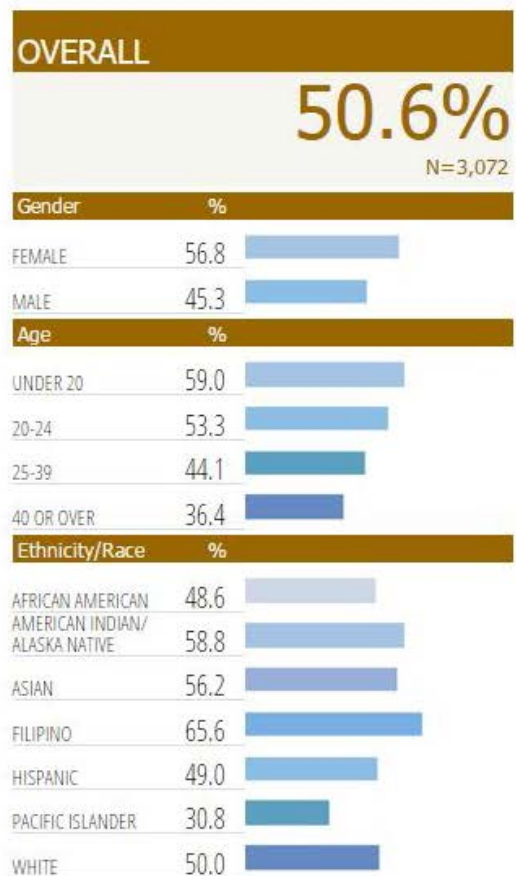
- students tracked for six years who started first time in the cohort year
- completing more than eight units in courses classified as career technical education (*coded as clearly or advanced occupational or apprentice*)
- in a single discipline (2 digit TOP code)
- and completed a degree, certificate or transferred.

# Student Success Scorecard Completions, CTE: District Rates

## Career Technical Education

[Click here to view trend data](#)

Percentage of students completing more than eight units in courses classified as career technical education (or apprenticeship ) in a single discipline for the first time in 2009-10 tracked for six years through 2014-15 who completed a degree, certificate, apprenticeship or transfer-related outcomes.

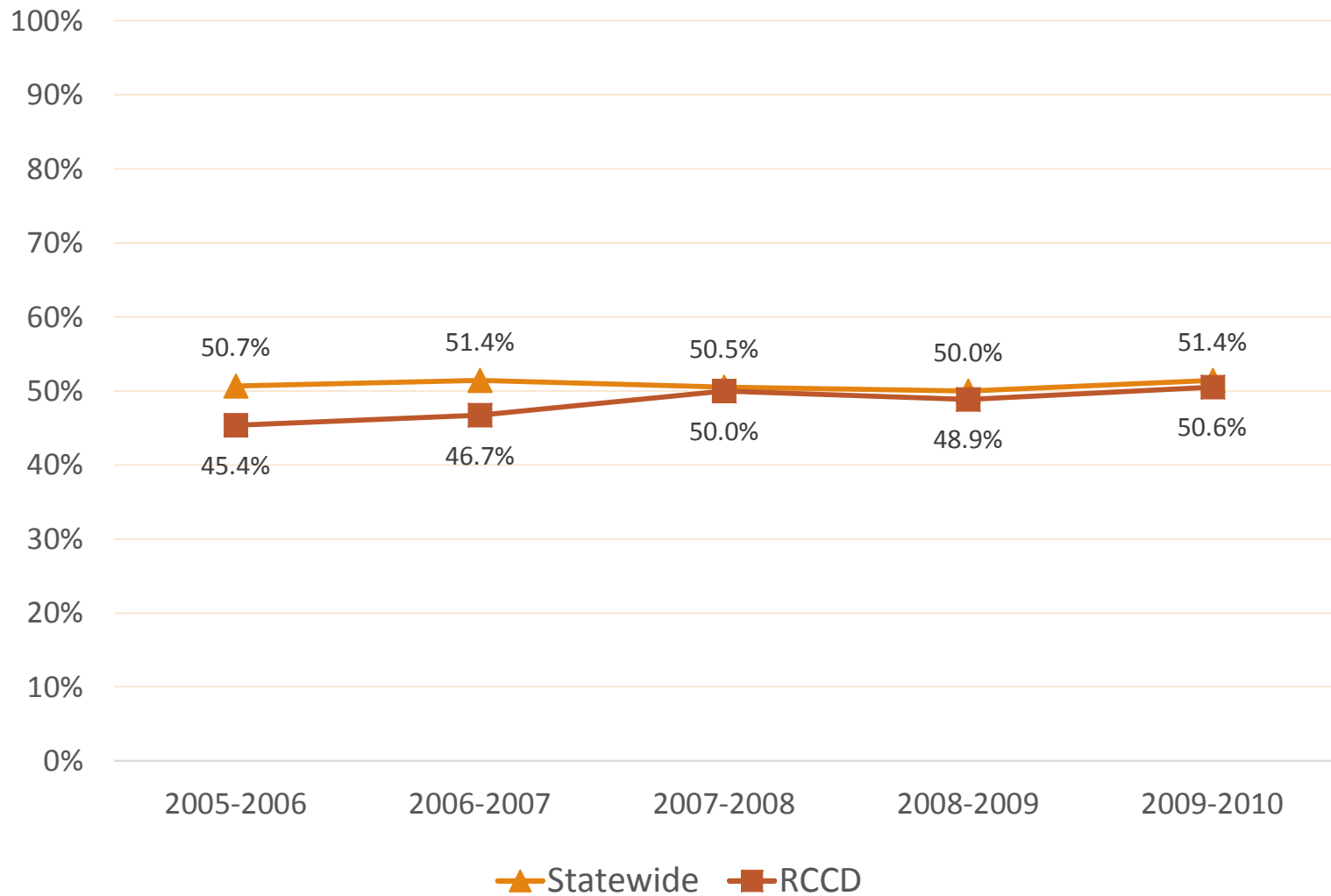


0%: Cohort with no students attaining an outcome

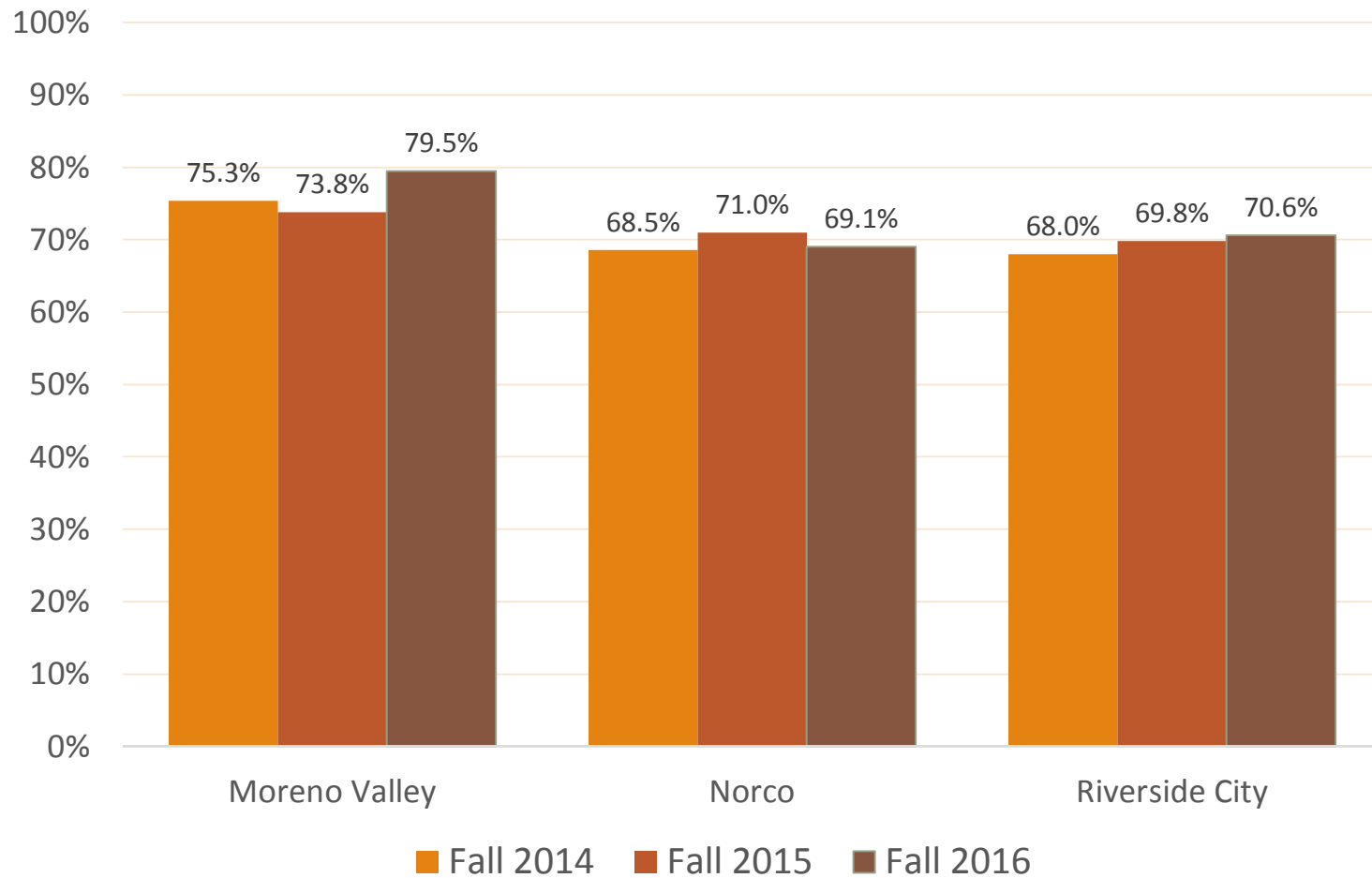
N/A: Cohort has no students

\*: Cohort fewer than 10 students

## Career & Technical Education Completions: State and District College Rates



## Career & Technical Education Completions: RCCD Colleges – CTE Course Success Rates



Source: California Community Colleges Chancellor's Office Data Mart, retrieved February 22, 2017.

# RCCD Momentum Point: 30 Units

- Percentage of degree, certificate and/or transfer-seeking students\* tracked for six years
- who achieved at least 30 units.

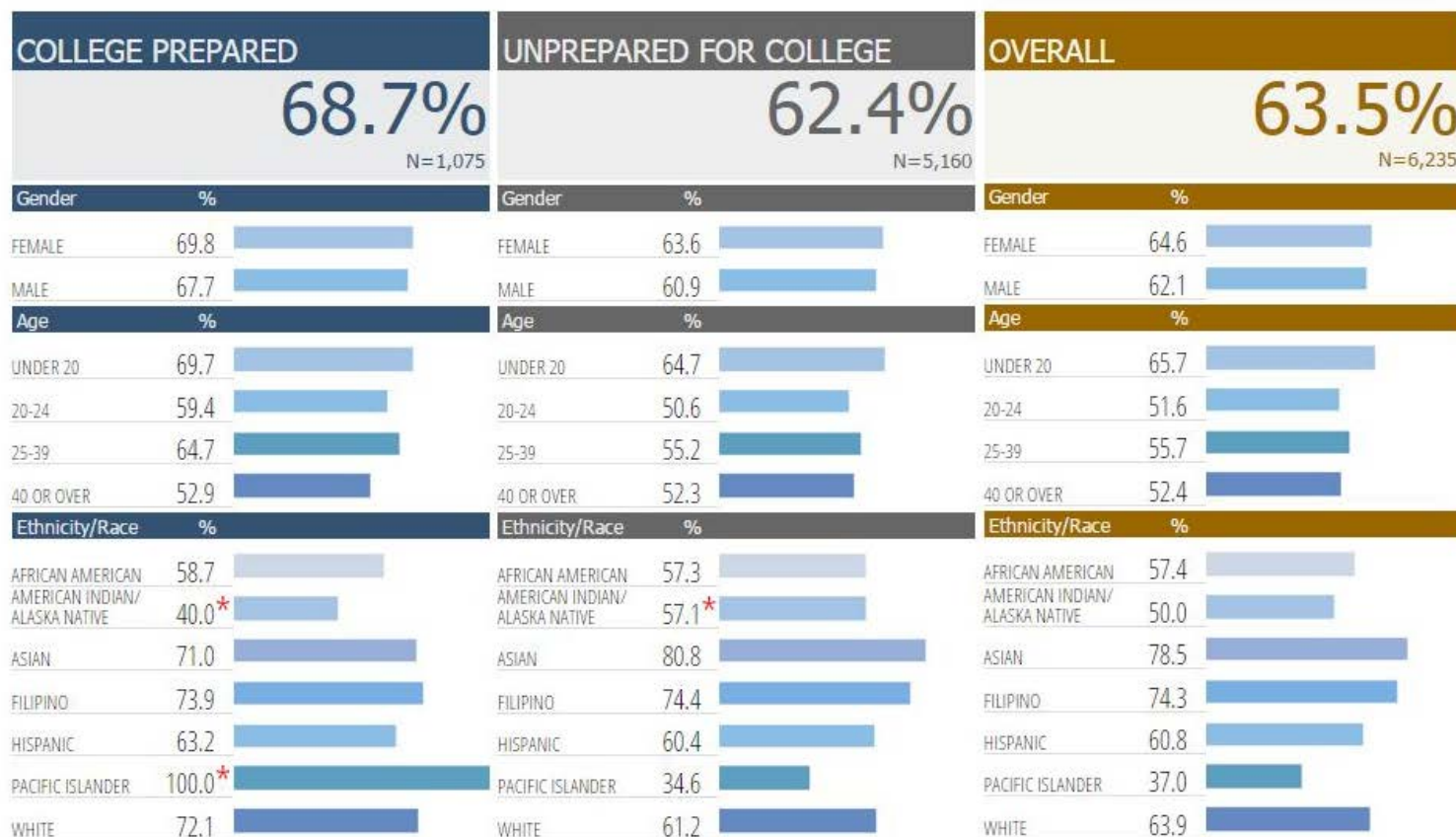
*\*Student attempted any level of Math or English in the first three years and earned 6 units.*

# Momentum Point: 30 Units - District Rates

## 30 Units

[Click here to view trend data](#)

Percentage of degree, certificate and/or transfer-seeking students starting first time in 2009-10 tracked for six years through 2014-15 who achieved at least 30 units.

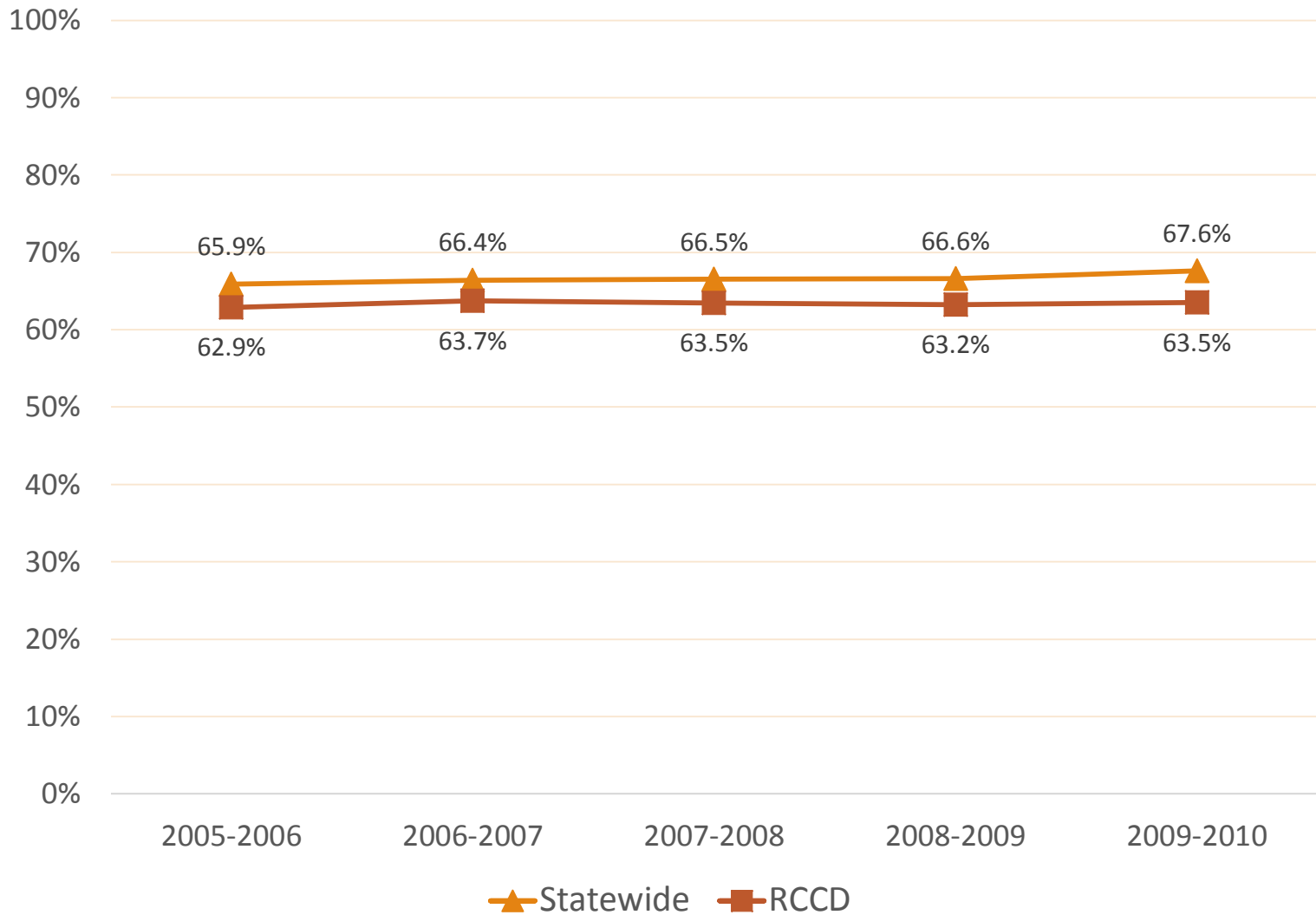


0%: Cohort with no students attaining an outcome  
 N/A: Cohort has no students  
 \*: Cohort fewer than 10 students  
 Percentage of Unprepared Students: 83%

COLLEGE PREPARED: Student's lowest course attempted in Math and/or English was college level  
 UNPREPARED FOR COLLEGE: Student's lowest course attempted in Math and/or English was remedial level  
 OVERALL: Student attempted any level of Math or English in the first three years

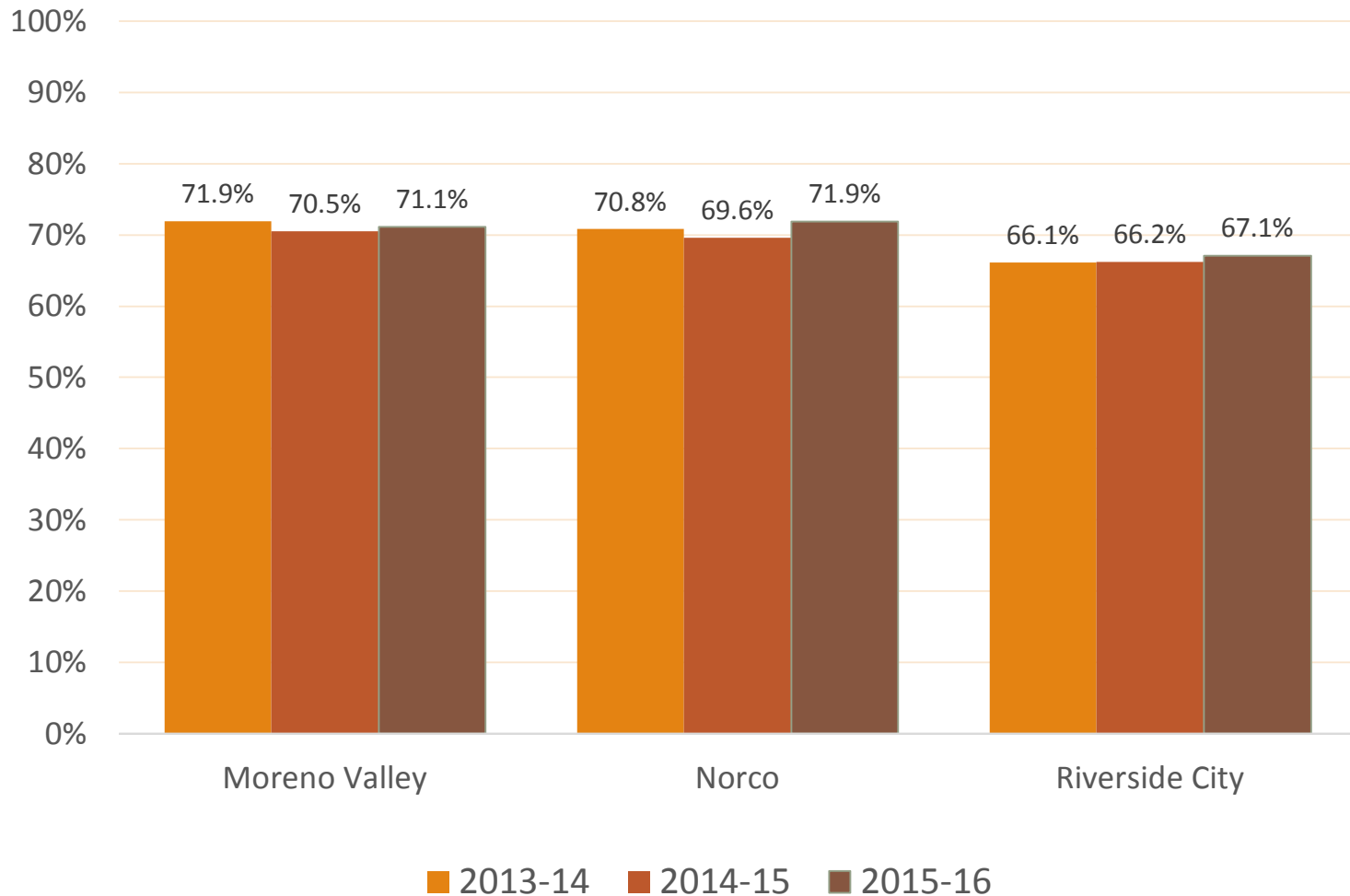


# Momentum Point: 30 Units State and District Rates



# Momentum Point: 30 Units

## RCCD Colleges – Overall Course Success Rates



Sources: Moreno Valley, Norco and Riverside City College Institutional Effectiveness offices.

# RCCD Momentum Point: Persistence

- Percentage of degree, certificate and/or transfer-seeking students tracked for six years
- enrolled in the first three consecutive terms.

*\*Student attempted any level of Math or English in the first three years and earned 6 units.*

# Momentum Point: Persistence - District Rates

## Persistence

[Click here to view trend data](#)

Percentage of degree, certificate and/or transfer-seeking students starting first time in 2009-10 tracked for six years through 2014-15 who enrolled in the first three consecutive terms.



0%: Cohort with no students attaining an outcome

N/A: Cohort has no students

\*: Cohort fewer than 10 students

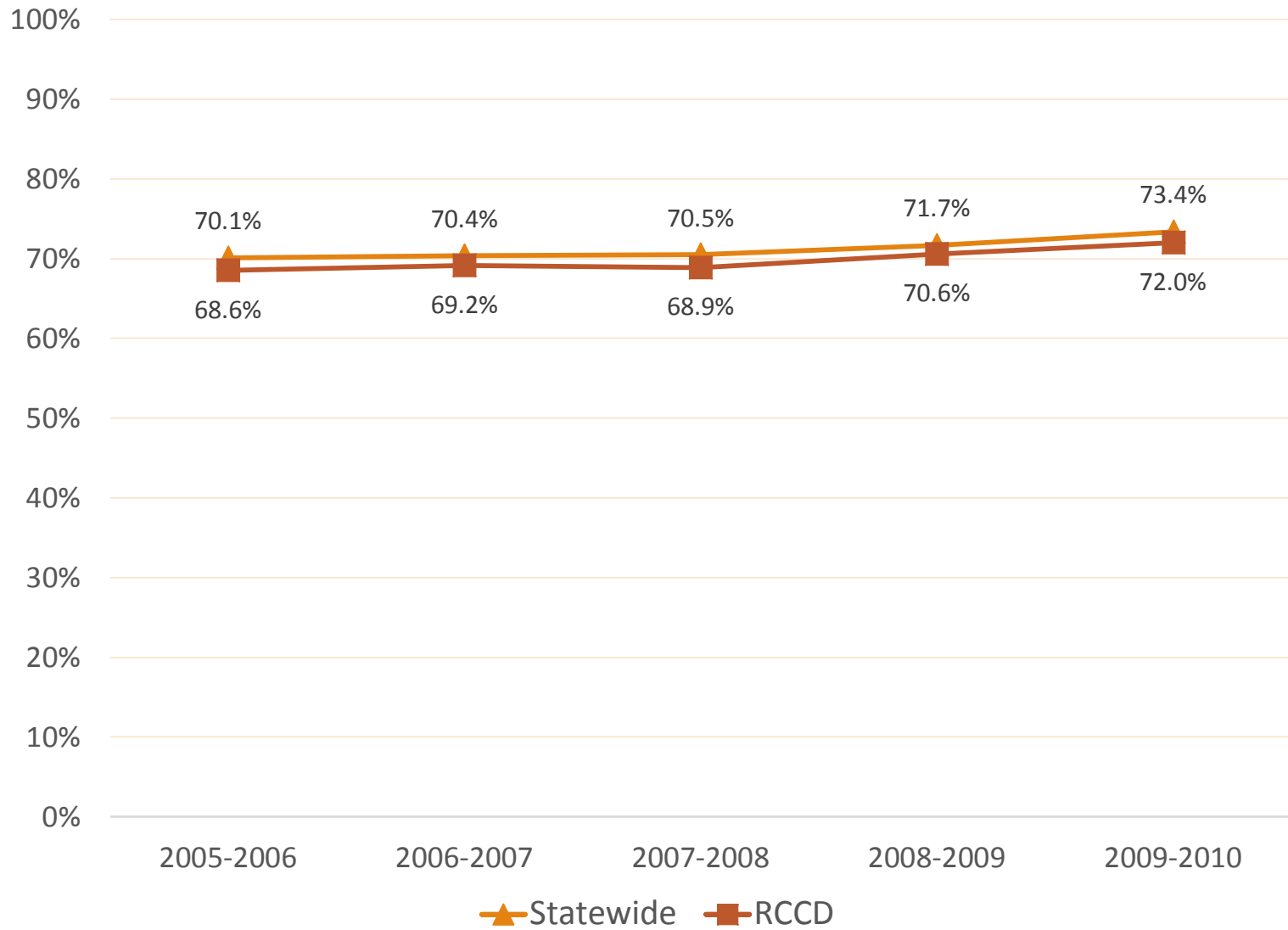
Percentage of Unprepared Students: 83%

COLLEGE PREPARED: Student's lowest course attempted in Math and/or English was college level

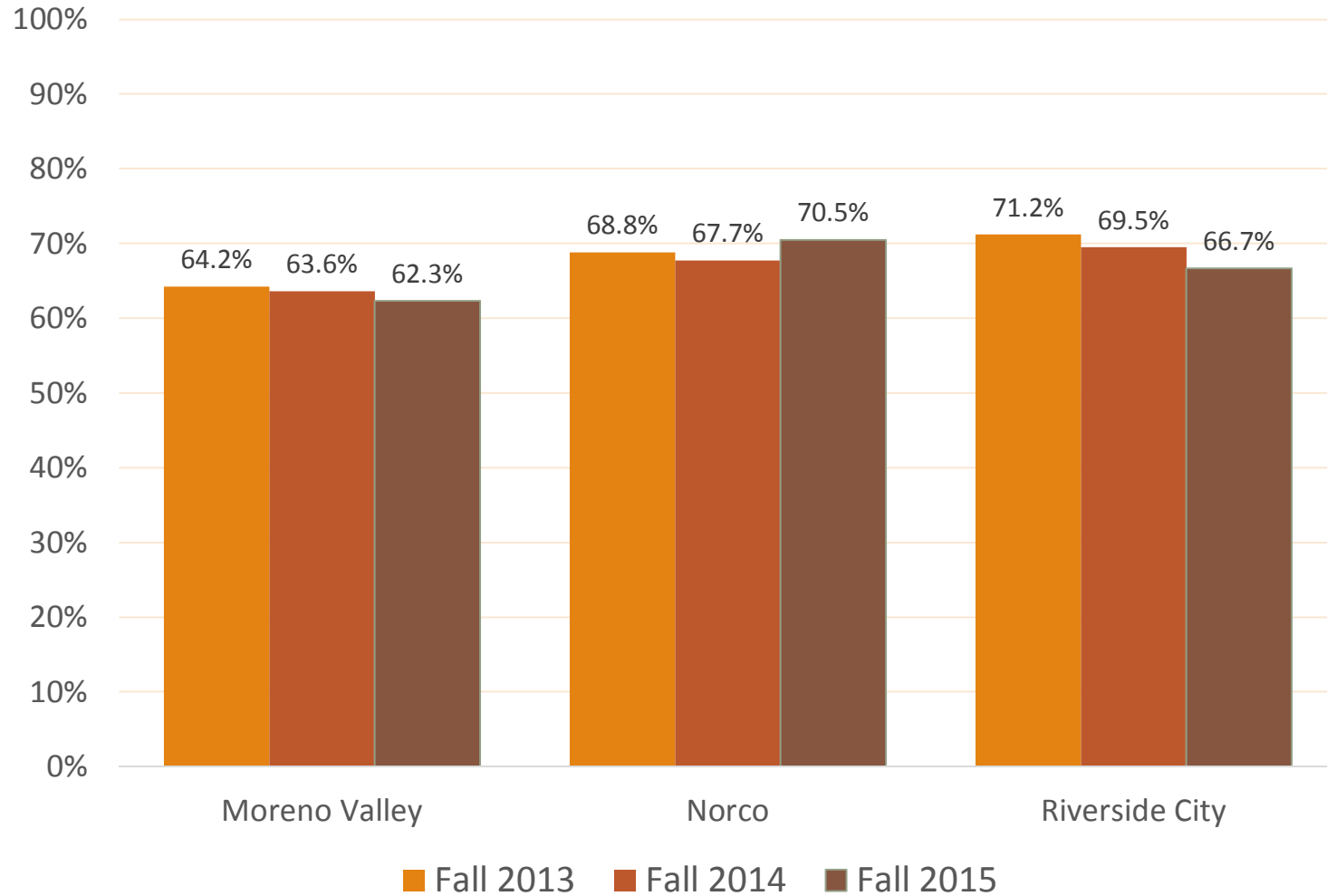
UNPREPARED FOR COLLEGE: Student's lowest course attempted in Math and/or English was remedial level

OVERALL: Student attempted any level of Math or English in the first three years.

## Persistence Momentum Point: State and District Rates



# Persistence Momentum Point: RCCD Colleges – Fall to Spring Persistence Rates



Sources: Moreno Valley, Norco and Riverside City College Institutional Effectiveness offices.

# Remedial Momentum Point

Percentage of first-time credit students

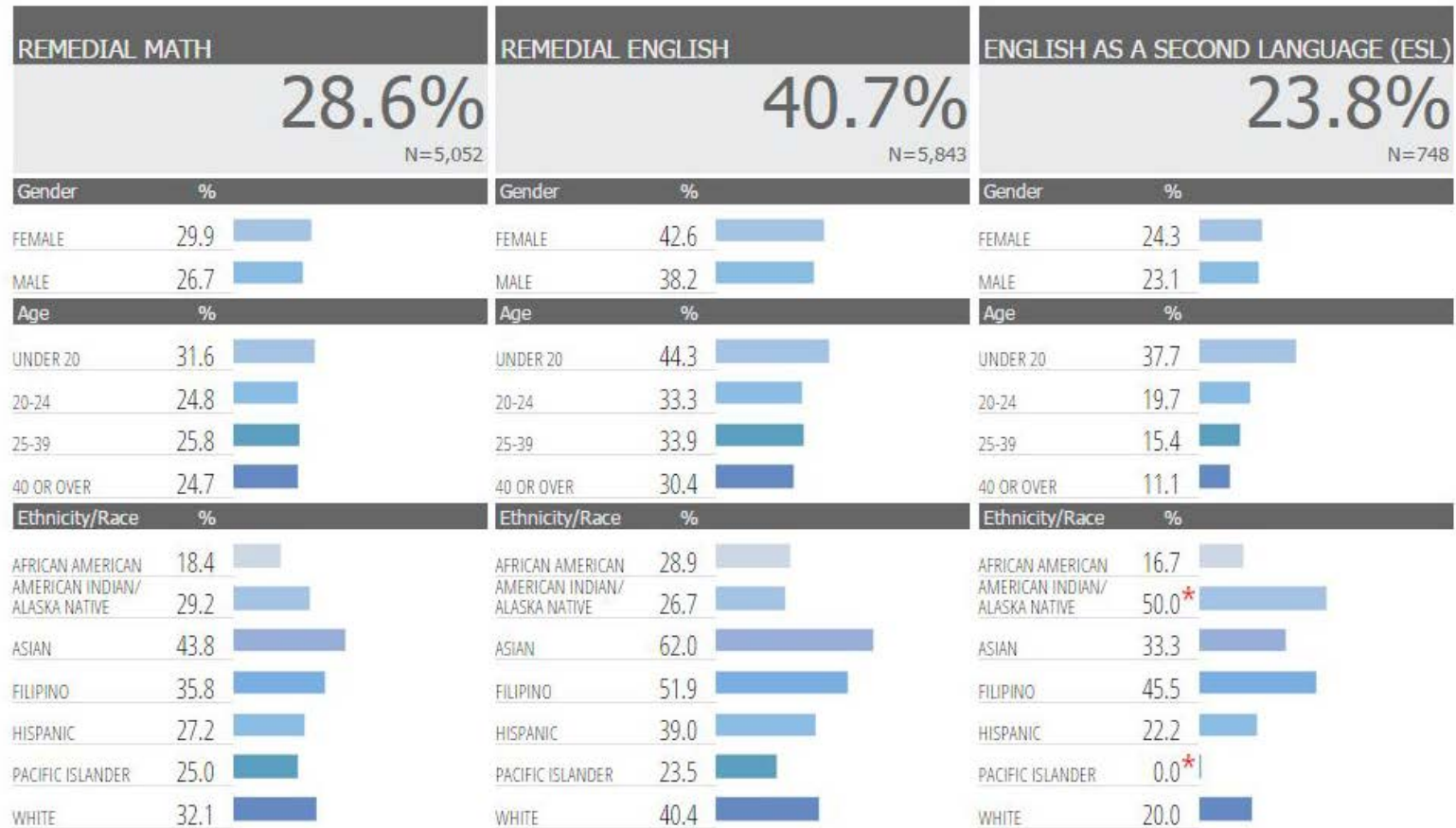
- tracked for six years
- below transfer level in English, mathematics, and/or ESL and
- completed a college-level course in the same discipline.

# Remedial Momentum Point: District Rates

## Remedial/ESL

[Click here to view trend data](#)

Percentage of credit students tracked for six years through 2014-15 who first enrolled in a course below transfer level in English, mathematics, and/or ESL during 2009-10 and completed a college-level course in the same discipline.



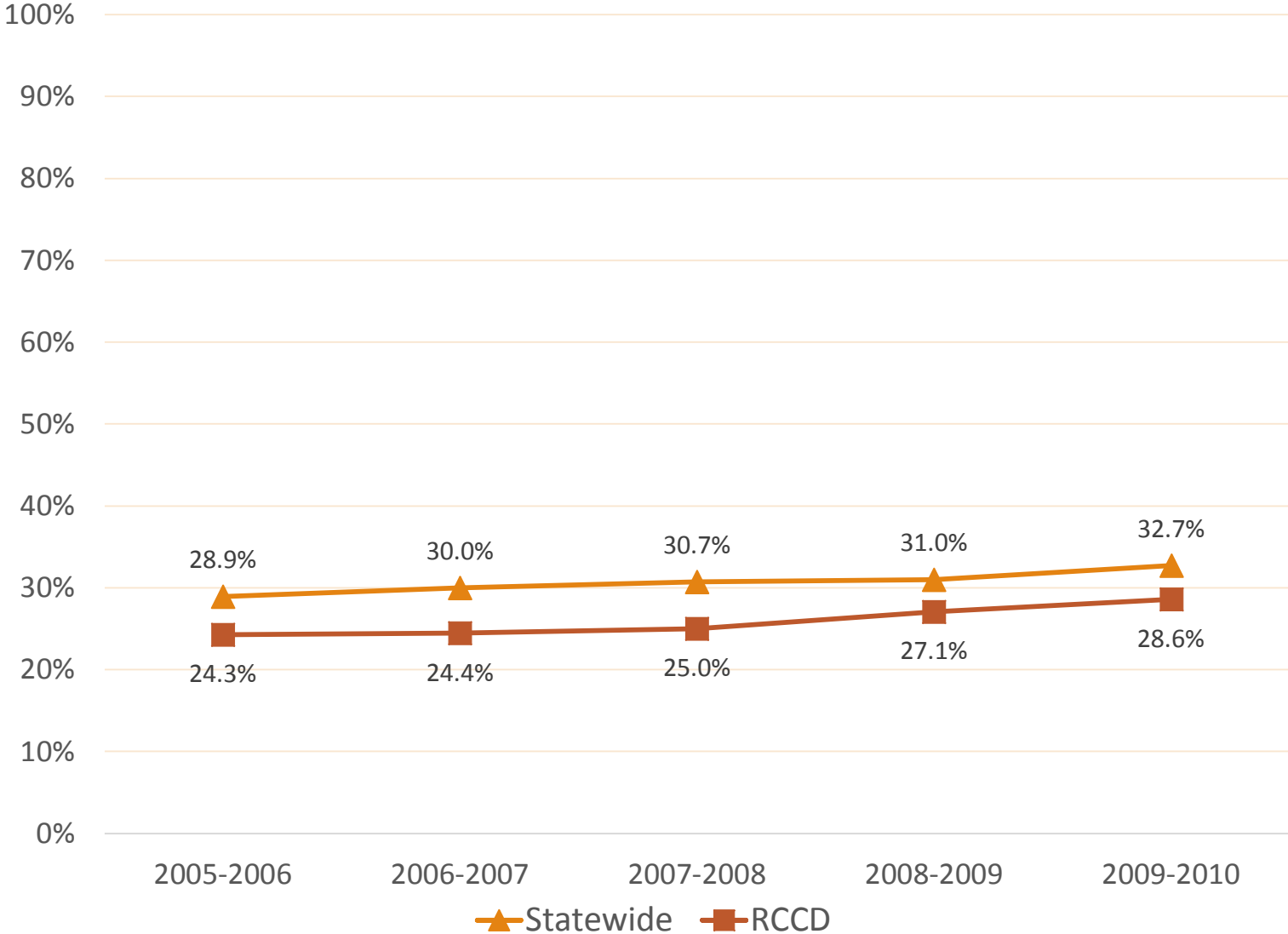
0%: Cohort with no students attaining an outcome

N/A: Cohort has no students

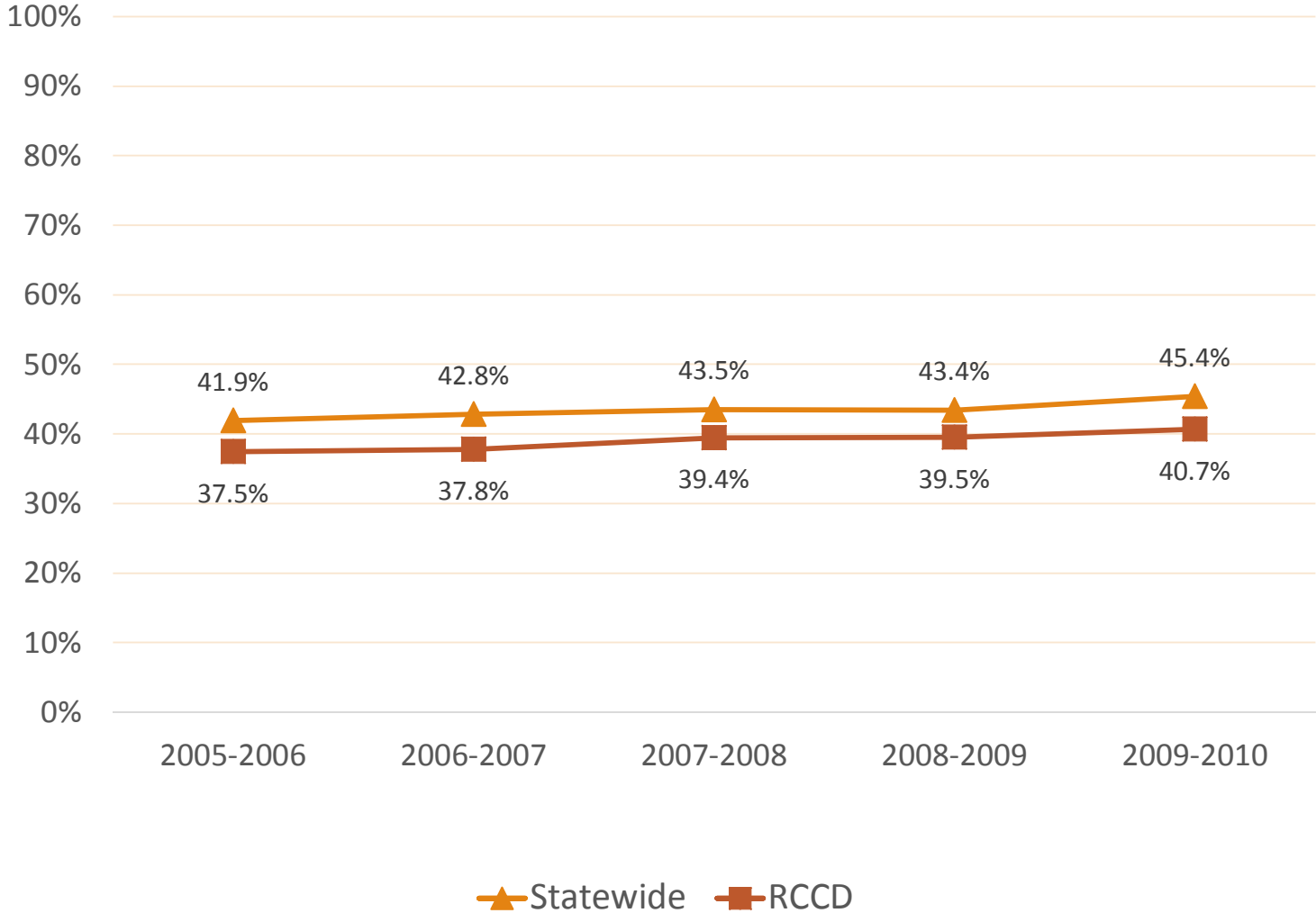
\*: Cohort fewer than 10 students



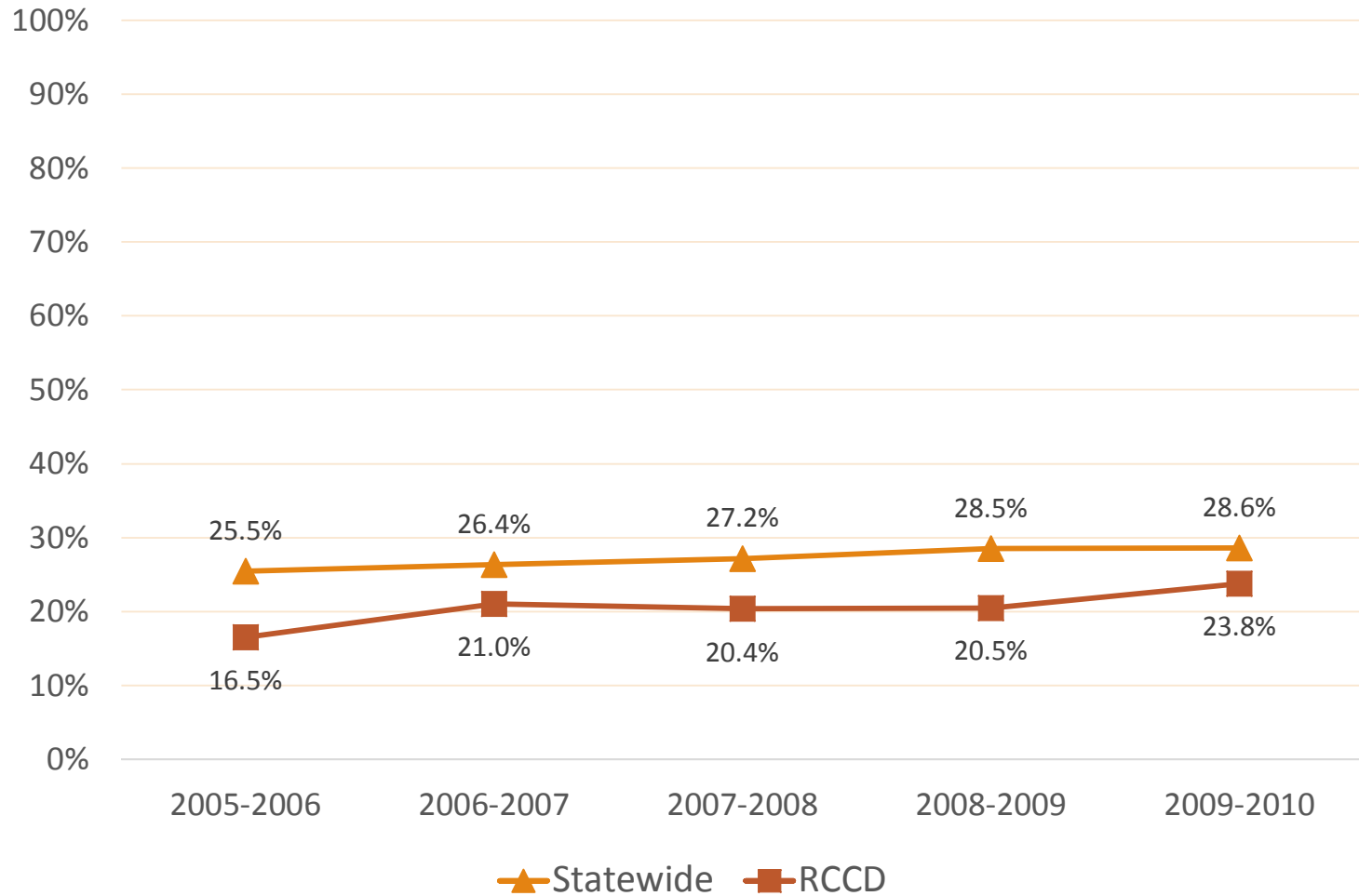
# Remedial Math Momentum Point: State and District Rates



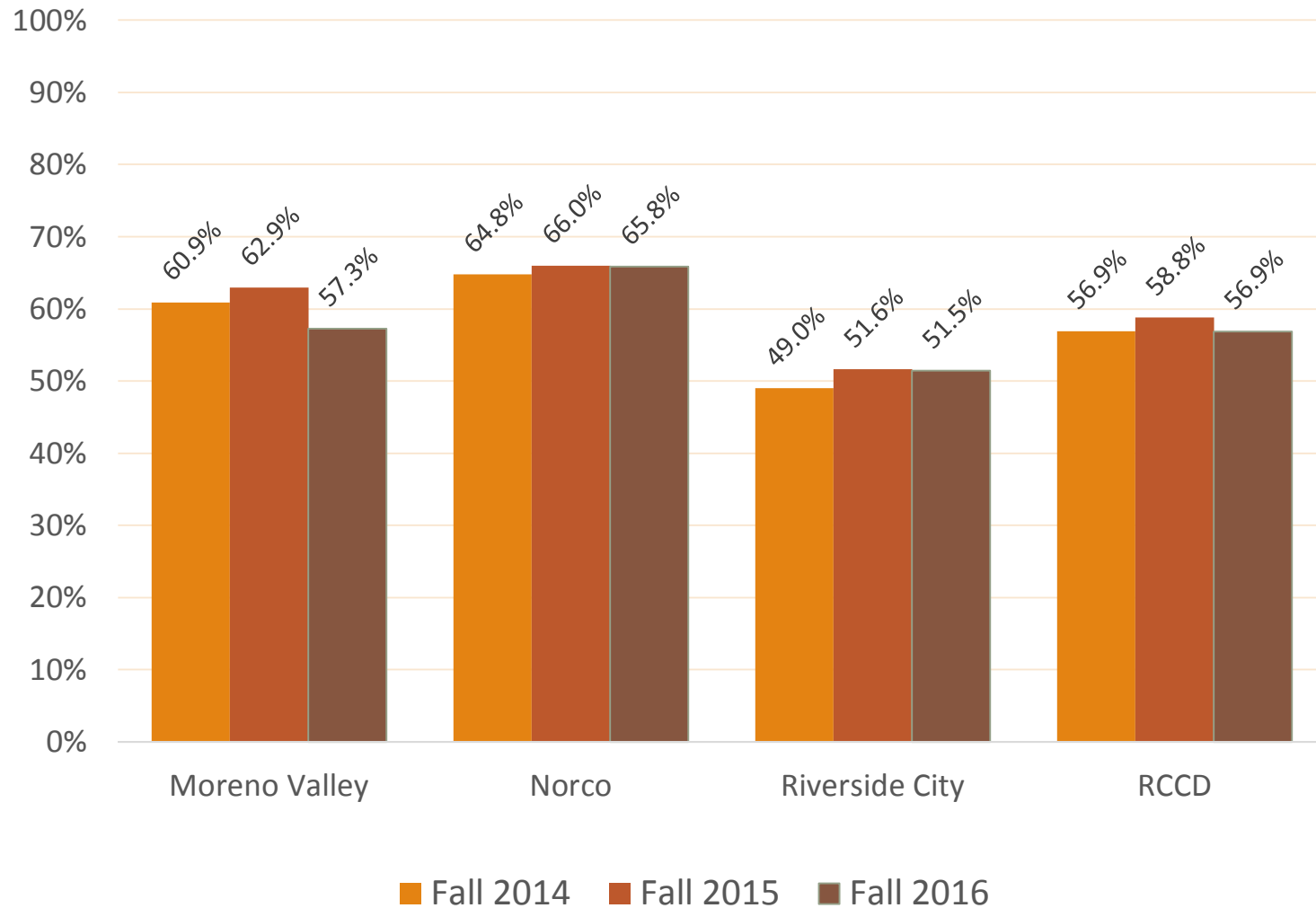
# Remedial English Momentum Point: State and District College Rates



# Remedial ESL Momentum Point: State, District and College Rates



# Persistence Momentum Point: RCCD Colleges – Basic Skills Course Success Rates



Source: California Community Colleges Chancellor’s Office Data Mart, retrieved February 22, 2017.

# New Metric: Skills Builders

## Who are Skills Builders?

- Workers who are maintaining and adding to skill-sets required for ongoing employment and career advancement.
- These students do not earn community college certificates or degrees and don't transfer to a four-year institution.
- Most skills-builder take only one or two CTE courses.
- Most skills-builders are older students, who have had experience in the workforce.

# Skill Builders Cohort Definition

- Students take least .5 CTE units during a given academic year where at least some units completed had a SAM code of A, B or C.
- Student must have a valid SSN.
- Student must not be enrolled anywhere in the system the following academic year and did not earn an award or transfer to a four year college the year of enrollment or the following year.
- Did not fail any CTE coursework in the year of enrollment.

Outcomes: Annual inflation adjusted median percentage change in earnings (1 year before to 1 year after) for all students in the cohort.

Caveat: Not all career skills building students with earning wages will be found in the Employment Development Department Unemployment Insurance (EDDUI) wage data. EDDUI data contain wages only for those employed in an occupation covered by Unemployment Insurance in California. The EDDUI data do not indicate the occupation in which an individual was employed, how many hours an individual worked, or part time/full time status.

# "Skills Builder" Students: Median % Earnings Change

## Skills Builder

[Click here to view trend data](#)

The median percentage change in wages for students who completed higher level CTE coursework in 2012-2013 and left the system without receiving any type of traditional outcome such as transfer to a four year college or completion of a degree or certificate.

### Median Earnings Change

**+24.6%**

N=650

Disciplines with the highest enrollment	Median % Change	Total N
Computer Information Systems	24.7%	82
Business and Commerce, General	32.2%	79
Administration of Justice	11.1%	55
Business Administration	40.1%	51
Office Technology/Office Computer Applications	46.3%	47
Accounting	4.0%	44
Automotive Technology	52.7%	43
Child Development/Early Care and Education	3.7%	34
Registered Nursing	396.4%	33
Applied Photography	-0.8%	29

\*: Cohort fewer than 10 students

Statewide "Skills Builder" Students Median % Earnings Change = 13.4%

(N=83,002)

# Summary and Future Steps...

- While RCCD had lower degree / transfer success rates, CTE metrics compared favorably to the state.
- Gaps were generally smaller for momentum point measures.
- The most recent cohort for this report began in 2009-10, limiting the effect of *recent* student success initiatives.
- Updated district and college indicators will be presented to the Board of Trustees in April 2017.



# 2016 Student Success Scorecard: Riverside Community College District

---

*END OF SLIDE SHOW*



## Agenda Item (IV-C-1)

Meeting 3/7/2017 - Committee  
Agenda Item Committee - Planning and Operations (IV-C-1)  
Subject Safety and Security Initiatives Update  
College/District District  
Information Only

---

### Background Narrative:

This information is being presented to provide a comprehensive update of institutional safety and security initiatives, either completed or in progress, and to facilitate a discussion regarding further needs and priorities.

Prepared By: Aaron Brown, Vice Chancellor, Business and Financial Services  
Michael Simmons, Director, Risk Management, Safety & Police Services  
Robert Gunzel, Chief of Police

### Attachments:

[03072017\\_Safety and Security Initiatives Update](#)



# Safety and Security Initiatives Update

Michael W. Simmons, ARM, CSRM  
Director, Risk Management, Safety & Police

Robert Gunzel  
Chief of Police

# Presentation Discussion

- Completed Projects
- Upcoming Projects
- Long Term Goals

## Completed Projects and Initiatives

- Hired Two NEW Senior Officers
  - Moreno Valley College and Norco College
- Converted 12 Community Service Aids from Substitutes to Permanent Part-time
- Improved Emergency Blue Phone Inspection/Repair Process
- Restored the Terrorism Liaison Officer (TLO) Role
- Improved Radio Communications

## Completed Projects and Initiatives

- Started Inter-Agency Network (JTTF, RPD, ARCCOPS and CCUPCA)
- Started Lexipol Police Policy Service | Initiated Revisions
- Increase Shooting Range Effectiveness – Moved to BCTC
- Revised Board Room Security Configuration
- Initiated Phase 2 Security System Restoration Project

## In Progress Projects and Initiatives

- Working to Increase Connectivity and Necessary Access
  - Riverside Public Utilities Collaboration
  - Department of Justice Connectivity
  - Sex Offender Registry
  - CAL-PHOTO and CAL-ID
  - RCD and RSO Wants and Warrants
  - Smart Justice

## In Progress Projects and Initiatives

- Equipment Upgrades for Officer Safety (shields, ballistic helmets, entry kits, radios, ballistic vests, etc.)
- Improved the existing “Be On the Lookout” (BOLO) Alert System
- Initiated Overseas Travel Advisory Review Process



# Upcoming Projects and Initiatives

- CCLC Conference Presentation – Campus Safety
- “See Something, Say Something” Program
- Electronic Field Interview Application
- Police Department Best Practices Comparison (CCD’s)
- Parking Ticket Dispensing Service Improvements
  - Lower Cost and Improved Service to the District
- “Copware” Electronic Code and Legal Source Books

# Upcoming Projects and Initiatives

- Police Scholarship Program
- Improved Officer and CSA Mobility (T3 Mobile Transport)
- Improved Active Shooter Training Class / Exercises
- Door Security Device Initiative

# Long Term Goals

- Police Department Strategic Plan
- Vulnerability Assessment (District-wide)
- Behavioral Intervention Teams Collaboration
- Mutual Aid Agreement with Other CCD's
- Security Systems Restoration (District-wide)
- Security System Standards
- Routine Mass Notification / Active Shooter Drills
- Crisis Communications
- Security Training for All Stakeholders

**RCCD** | RIVERSIDE COMMUNITY  
COLLEGE DISTRICT  
Risk Management, Safety, & Police Department

# Questions?

## Agenda Item (V-A)

Meeting	3/7/2017 - Committee
Agenda Item	Other Business (V-A)
Subject	Resolution Number 43-16/17 in Support and Protection of Culture of Care
College/District	District
Funding	n/a
Recommended Action	It is recommended that the Board of Trustees adopt Resolution Number 43-16/17 - Resolution of the Board of Trustees of the Riverside Community College District in Support and Protection of Culture of Care.

---

### Background Narrative:

Given recent political and societal events and discussion, the Board of Trustees received a presentation at the February 21, 2017 Board meeting on FERPA to review and affirm the protection of students. At this same meeting, the Board adopted Resolution Number 38-16/17 in Support of Student Access and Protection. With the further development of disturbing societal and political activities, Resolution Number 43-16/17 has been drafted for the Board's consideration, to further note support and protection of culture of care throughout the district and at its three colleges. In addition to these resolutions, the Board and District operate with a series of Board Policies and Procedures, which include but are not limited to:

3300 Public Records Requests and Subpoenas  
3410 Nondiscrimination  
3420 Equal Employment Opportunity  
3430 Prohibition of Harassment and Retaliation  
3435 Handling Complaints of Unlawful Discrimination, Harassment or Retaliation  
3510 Workplace Violence and Safety

The safety and protection of our students, staff and faculty, and protecting and advocating for our values, remain paramount in this time of uncertainty. Furthermore, the District ensures that our places remain safe and supportive.

Prepared By: Michael Burke, Ph.D., Chancellor  
Chris Carlson, Chief of Staff & Facilities Development

### Attachments:

[Res 43 16 17](#)

**RIVERSIDE COMMUNITY COLLEGE DISTRICT**

**RESOLUTION OF THE BOARD OF TRUSTEES OF  
THE RIVERSIDE COMMUNITY COLLEGE DISTRICT  
IN SUPPORT AND PROTECTION OF CULTURE OF CARE**

**RESOLUTION NO. 43-16/17**

**WHEREAS**, Riverside Community College District consists of three accredited colleges of Moreno Valley College, Norco College and Riverside City College serving a large, diverse student body with diverse faculty and staff who are representative of our students and our communities; and

**WHEREAS**, significant uncertainty exists as to potential changes in public policy, and the rights of protected and/or underrepresented populations are being jeopardized; and

**WHEREAS**, policies and protections afforded to immigrants, members of the LGBTQ community, religious groups, and cultural groups are being threatened and/or questioned; and

**WHEREAS**, the Riverside Community College District is committed to all students, faculty and staff without regard to ethnic group identification, national origin, religion, age, gender, gender identify, gender expression, race or ethnicity, color, genetic information, ancestry, sexual orientation, or physical or mental disability, pregnancy, or any characteristic listed or defined in Section 11135 of the Government Code or any characteristic that is contained in the prohibition of hate crimes set forth in subdivision (a) of Section 422.6 of the Penal Code.

**NOW THEREFORE BE IT RESOLVED** that the Board of Trustees of the Riverside Community College District affirms a Culture of Care that formalizes the commitment to the values of the District and protects our colleges, students, faculty and employees from discrimination and harassment, bullying and/or hostile environment; and

**BE IT FURTHER RESOLVED** that the Board of Trustees of the Riverside Community College District affirms the value that all students have an opportunity to receive an education in the community college system regardless of ethnic group identification, national origin, religion, age, gender, gender identify, gender expression, race or ethnicity, color, genetic information, ancestry, sexual orientation, or physical or mental disability, pregnancy, and any other protected status; and

**BE IT FURTHER RESOLVED** that the Board of Trustees of the Riverside Community College District affirms that our campuses remain safe places for students, faculty and staff; and

**BE IT FURTHER RESOLVED** that the Board of Trustees of the Riverside Community College District condemns any ban on international travel that adversely impacts our students, faculty and staff, and we wholeheartedly condemn anti-Muslim, anti-Semitic, anti-LGBTQ, and misogynistic rhetoric and actions that marginalizes and inflicts mental and physical harm on our students, faculty and staff; and

**BE IT FURTHER RESOLVED** that the Board of Trustees of Riverside Community College District and its three colleges shall vigorously advocate at every level of government to protect our students, faculty and staff, and our system's values.

**PASSED AND ADOPTED** this 7th day of March 2017, at the regular meeting of the Riverside Community College District Board of Trustees.

---

President of the Board of Trustees  
Riverside Community College District