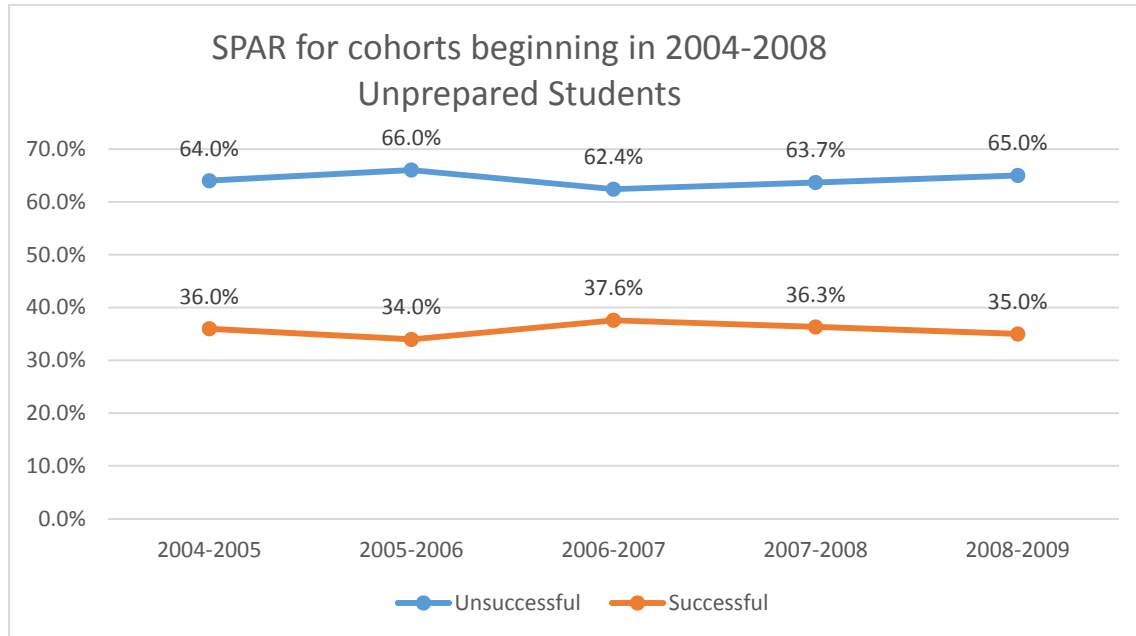


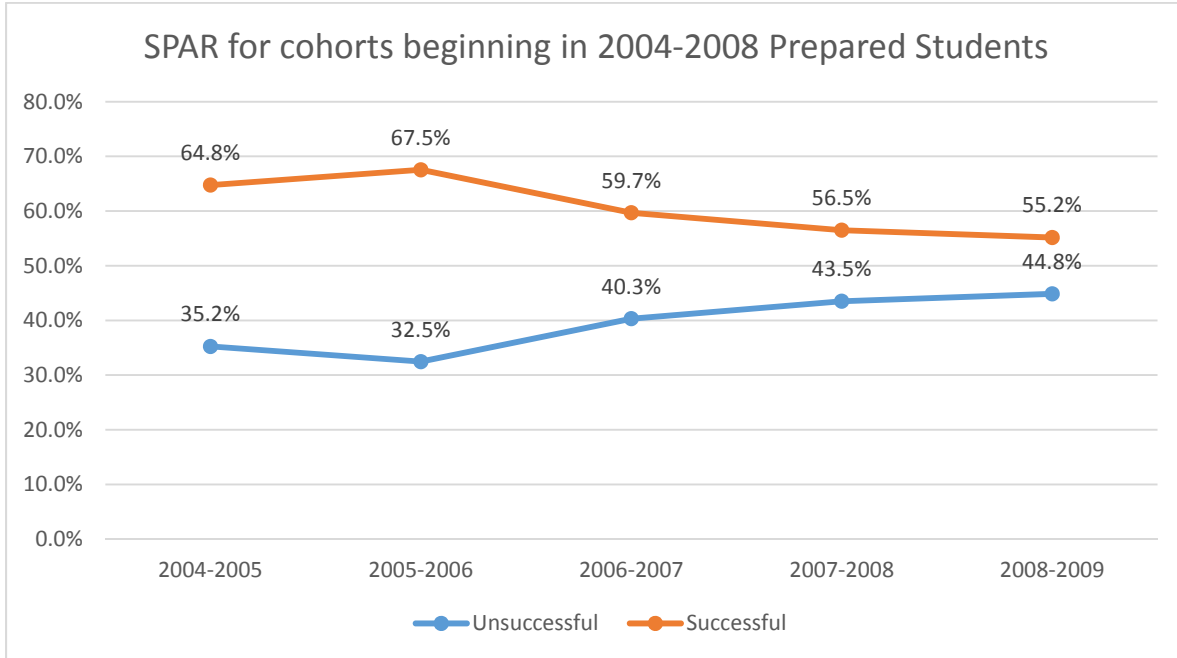
SPAR cohorts include first-time students who earned a minimum of 6 units and attempted any math or English course in their first three years. SPAR completers achieve any of the following outcomes within six years of entry:

- a. Earned any AA/AS or any Chancellor’s Office approved credit certificate
- b. Transferred to a four-year institution
- c. Achieved “Transfer Prepared” status (successfully completed 60 UC/CSU transferable units with a GPA  $\geq$  2.0)

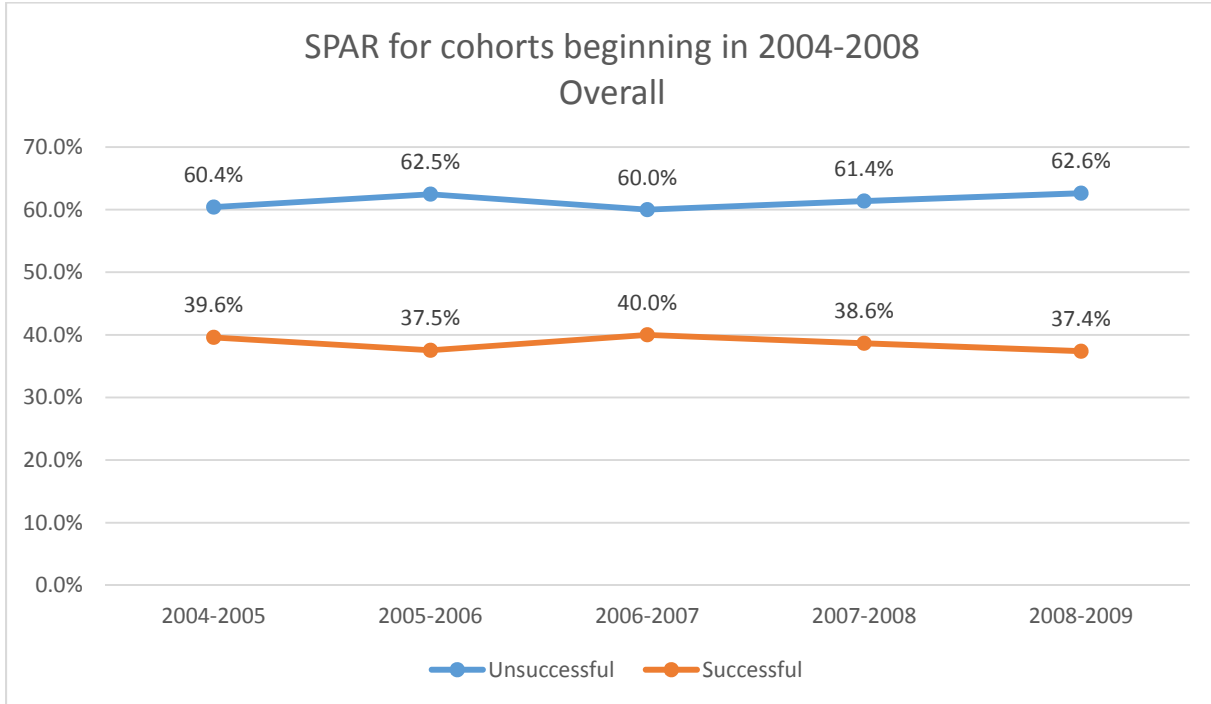
SPAR Not College prepared	2004-2005	2005-2006	2006-2007	2007-2008	2008-2009
Unsuccessful	543	632	656	754	940
Successful	305	325	395	430	506
Grand Total	848	957	1051	1184	1446



College Prepared	2004-2005	2005-2006	2006-2007	2007-2008	2008-2009
Unsuccessful	43	37	52	67	87
Successful	79	77	77	87	107
Grand Total	122	114	129	154	194



Overall SPAR	2004-2005	2005-2006	2006-2007	2007-2008	2008-2009
Unsuccessful	586	669	708	821	1027
Successful	384	402	472	517	613
Grand Total	970	1071	1180	1338	1640

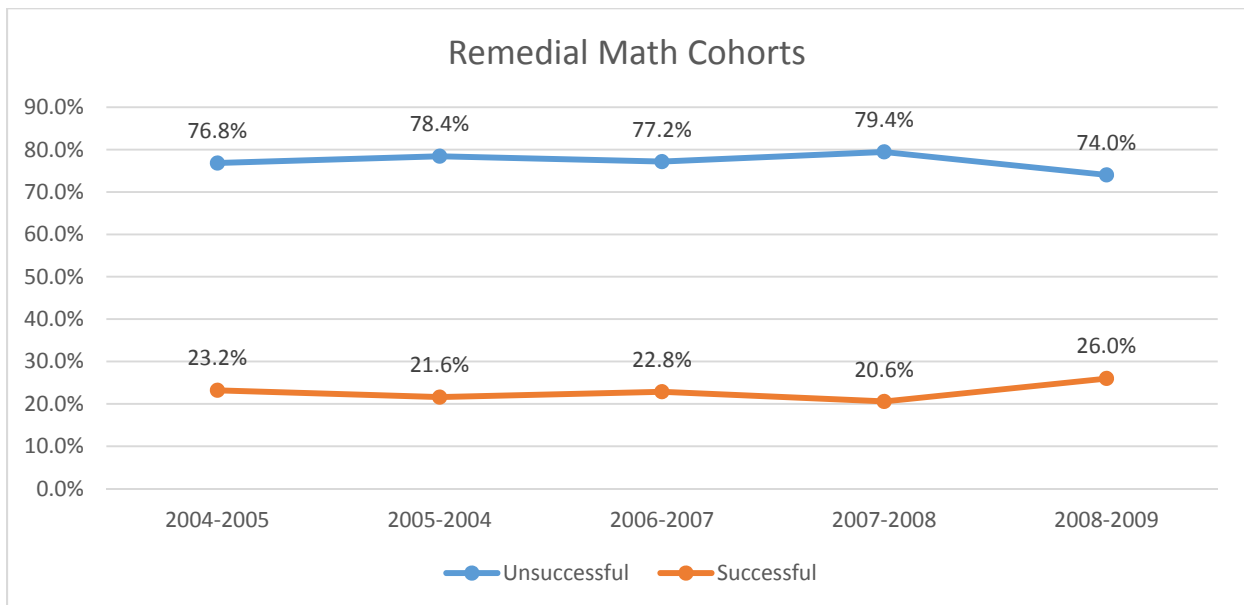


The ESL, Math and English cohorts are those credit students who attempted for the first time a course designated at “levels below transfer” in:

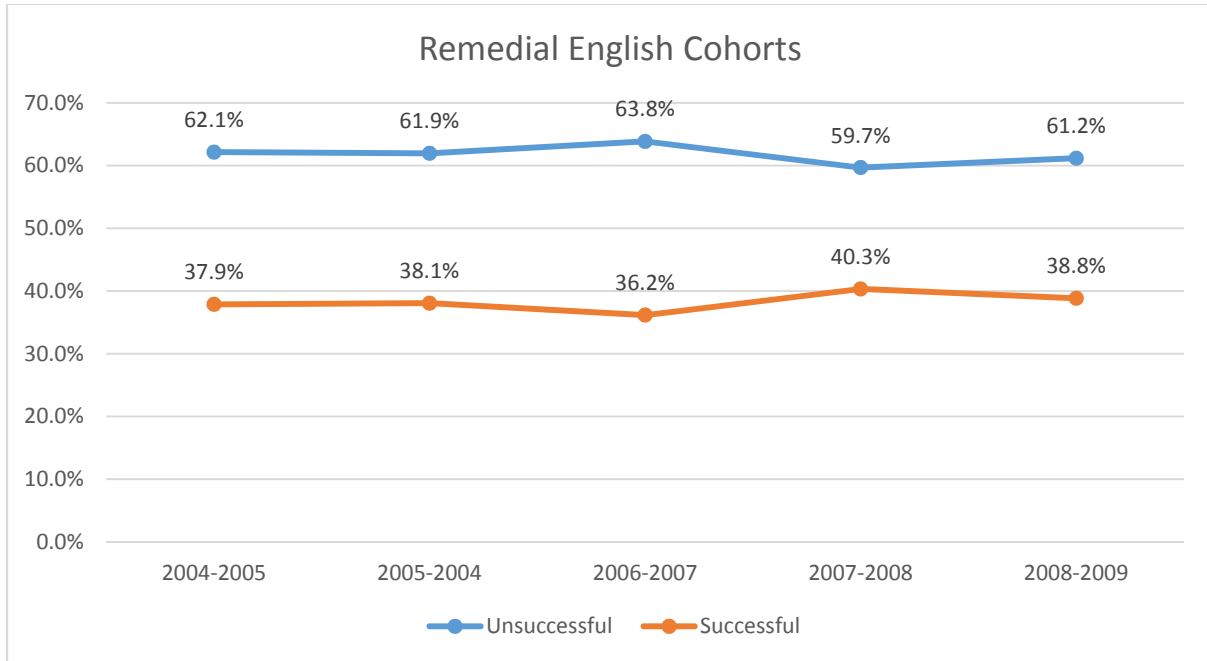
- Math and successfully completed a college-level course in Math within six years.
- English and successfully completed a college-level course in English within six years.
- ESL and successfully completed a college-level ESL course or a college-level English course within six years.

The cohort year is defined as the year the student attempts for the first time a course at “levels below transfer” in Math, English and/or ESL.

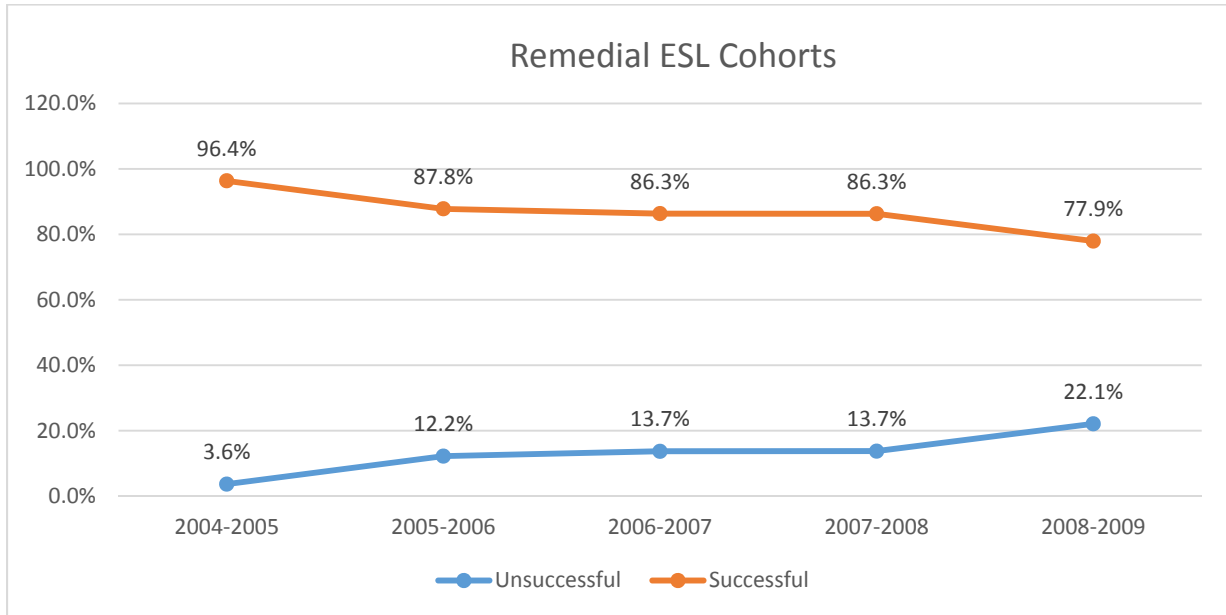
Remedial Math	2004-2005	2005-2004	2006-2007	2007-2008	2008-2009
Unsuccessful	858	887	851	904	946
Successful	259	244	252	234	332
	1117	1131	1103	1138	1278



Remedial English	2004-2005	2005-2004	2006-2007	2007-2008	2008-2009
Unsuccessful	696	739	830	799	989
Successful	424	454	470	540	628
	1120	1193	1300	1339	1617



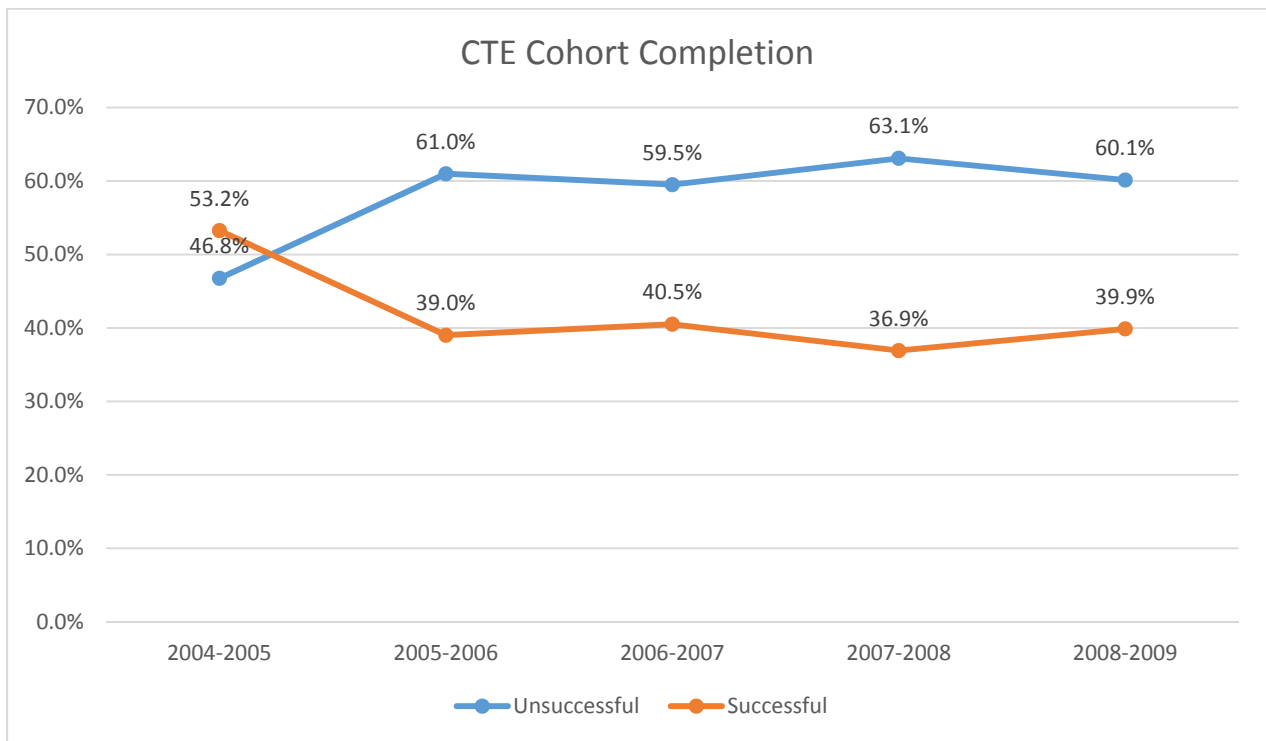
Remedial ESL	2004-2005	2005-2006	2006-2007	2007-2008	2008-2009	
Unsuccessful		5	21	26	25	51
Successful		132	151	164	157	180
		137	172	190	182	231



CTE cohorts include students who complete more than 8 units during the first three years of enrollment in a single discipline having a 2-digit vocational TOP code where at least one of the courses is coded as occupational SAM A, B or C. CTE cohort completers are those students in a CTE cohort that have achieved any of the following outcomes within six years of entry:

- a. Earned any AA/AS or any Chancellor’s Office approved credit certificate
- b. Transferred to a four-year institution
- c. Achieved “Transfer Prepared” status (successfully completed 60 UC/CSU transferable units with a GPA  $\geq$  2.0)

CTE Cohort	2004-2005	2005-2006	2006-2007	2007-2008	2008-2009
Unsuccessful	223	383	623	622	614
Successful	254	245	424	364	407
Total	477	628	1047	986	1021



## Annual Awards – Degree and Certificate

Table 1MVC Degrees and Certificates

	Annual 2010-2011	Annual 2011-2012	Annual 2012-2013	Annual 2013-2014
Moreno Valley Total	606	966	1,012	732
Associate in Science for Transfer (A.S.-T) Degree				1
Associate in Arts for Transfer (A.A.-T) Degree			9	11
Associate of Science (A.S.) degree	146	205	226	226
Associate of Arts (A.A.) degree	168	261	294	243
Certificate requiring 60+ semester units	19	24	24	26
Certificate requiring 30 to < 60 semester units	67	81	131	77
Certificate requiring 18 to < 30 semester units	92	131	117	78
Certificate requiring 6 to < 18 semester units	103	238	203	61
Other Credit Award, < 6 semester units	11	26	8	9

Source: CCCC datamart



IEPI Framework Data, Draft 8/3/2015

Table 2 MVC FTES Credit and Non-Credit

Annual 2010-2011			Annual 2011-2012			Annual 2012-2013			Annual 2013-2014			Annual 2014-2015		
Credit FTES	Non-Credit FTES	Total FTES	Credit FTES	Non-Credit FTES	Total FTES	Credit FTES	Non-Credit FTES	Total FTES	Credit FTES	Non-Credit FTES	Total FTES	Credit FTES	Non-Credit FTES	Total FTES
7,159.83	14.85	7,174.68	6,173.65	13.66	6,187.30	5,726.61	25.45	5,752.07	6,262.44	100.08	6,362.52	6,473.19	89.99	6,563.18