

Requesting High School Articulation Credit: Completing the Admission Application

Office of Educational Services

What is your student responsibility in regards to high school articulation?

1. Complete the college admission application
2. Create a student account in CATEMA to add your high school teacher and class period for the articulated course
3. Fulfill the minimum grade requirements for the high school articulated credit to be awarded by passing the class with a C or better first semester and B or better for one-year courses

**Final grade for second semester(for one-year courses) is not cumulative*

Checklist for completing the Admission Application

Before beginning the application, gather the following information to successfully complete the admission application:

- ✓ Full legal name
- ✓ Date of birth
- ✓ Permanent Home/Mailing Address
- ✓ Personal Email Address (*do not use your high school or parent email*)
- ✓ Telephone Number
- ✓ Parent Guardian information: First Name, Last Name, educational status and contact information
- ✓ Social Security Number (not needed for DREAM ACT students)
- ✓ Lawful Permanent Residents: Registration Number, Issue and Expiration Date

Apply to the nearest college

Select the icon below to begin the college admission application



<https://www.opencccapply.net/gateway/apply?cccMisCode=962>California
Community
Colleges

CCCApply

[Cambiar a Español](#)

Application for Admission to College

Before applying to college you must first have an OpenCCC account.

The OpenCCC single sign-in account allows you to access the online services of the California Community Colleges.

OpenCCC is a service of the California Community Colleges Chancellor's Office. The information in your account is kept private and secure.

Click here to create a new account

[Create an Account](#) or

[Sign In](#)

Click here if you created an account or if you are unsure

Sign In

To continue to your California Community Colleges student account, please sign in or create a new account.

★ Required field

Email or mobile phone ★

Email or mobile phone required.

Next

Click here if you created an account but forgot your log-in information

Create an Account

Forgot your password?

Ensure to use a personal email address when creating your account.

DO NOT USE YOUR HIGH SCHOOL EMAIL ADDRESS or A PARENT EMAIL ADDRESS

***A verification will be sent to verify email address**

Verify Your Account

A security code has been sent to *******@****.edu**. Please enter the security code to verify your account. If you did not receive the code in your inbox, check your spam or junk folder.

Security Code

Verify Email

Create Profile

What

Create a secure California Community Colleges account.

Why

A California Community Colleges account will save your progress for future sessions.

How Long

3 steps

(Estimated 2 minutes remaining)

Step 1 Contact Information

Please enter your Contact Information in the following fields.

* Required field

Email Address *

Confirm Email Address *

Primary Phone Number

Phone Type

For international numbers insert + before country code

☐ I agree to the [Terms of Use](#) and to receive emails at any email address I have provided or may provide in the future, from any entity associated with my application process, including but not limited to my designated schools and programs.

Are you currently homeless? *

☐ Yes ☐ No

Please agree to the Terms of Use and fill all required fields in Step 1 to continue to the next step.

Next >

Step 2 Personal Information

Step 3 Credentials

Creating your profile account:
Complete each step and click "next" to continue

Step 2 Personal Information

* Required field

Legal First Name

Legal Middle Name

Legal Last Name *

Suffix

Preferred Name

Date of Birth * 

Confirm Date of Birth *

Ensure to use your full legal name when applying.
Do not enter a preferred name

Next >

Create Profile

What

Create a secure California Community Colleges account.

Why

A California Community Colleges account will save your progress for future sessions.

How Long

3 steps

(Estimated 2 minutes remaining)



Step 1 Contact Information

Step 2 Personal Information

Step 3 Credentials

Password must:

- not contain your name
- be at least 8 characters in length
- contain at least one uppercase letter
- contain at least one lowercase letter
- contain at least one number
- contain at least one of the following special characters (!, @, #, \$, %, ^, & or *)

Password

Confirm Password

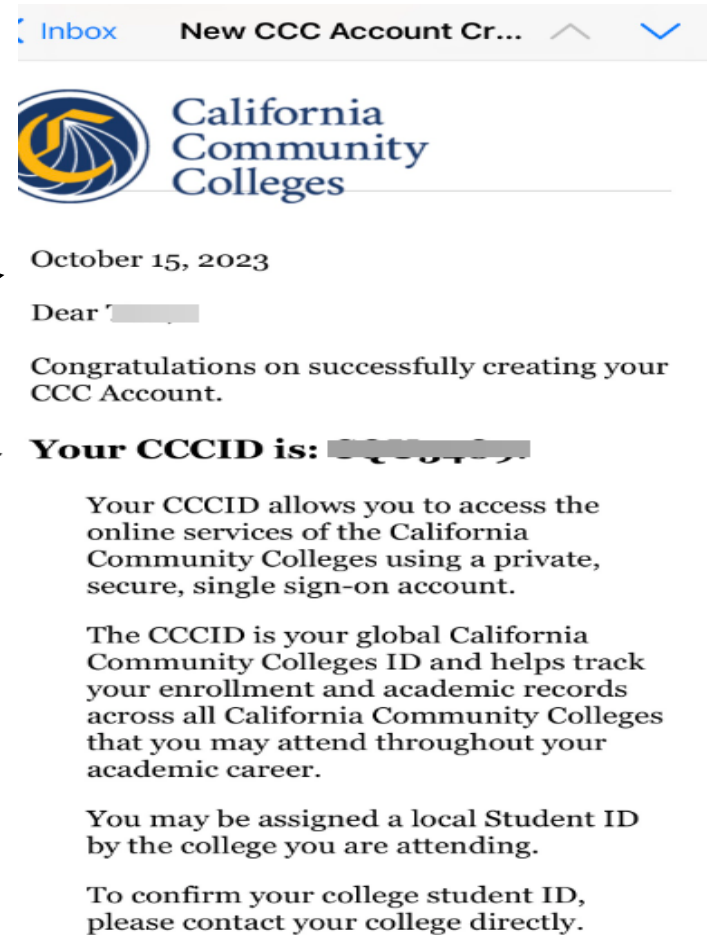
Create Account

Create a password for your profile that will easy to remember

Once you finish creating your profile, you will automatically receive this email

This is NOT your college ID#.

Once you complete the college admission application, the college will email you a "Welcome Letter" to the personal email address listed





CCCApply

CCCID: Sign Out

My Applications Settings

My Applications

Your name should appear here

Click here to begin the admission application



Start a New Application

Account Information

Important: Please carefully review your account information for accuracy. This information is passed to the college with your application.

Legal Name & Address

Phone:

Email:

Preferred Method of Contact: email

Homeless: No

Birthdate:

Edit My Account

9th-11th Grade students select the options below

Welcome

Enrollment

Profile

Education

Citizenship/Military

Residency

Needs & Interests

Demographic Information

Supplemental Questions

Submission

Enrollment Information

Term Applying For ?

Spring 2025 (February 18, 2025 to June 13, 2025)

Educational Goal ?

Discover/formulate career interests, plans, goals

Major Category ?

-- Select --

Intended Major or Program of Study ?

-- Select --

Make any selection, even if unsure.
The major/program of study does not
apply for high school articulated credit

Save

Continue



9th-11th Grade students select the options below, *seniors* skip to next slide

Enrollment ✓

Profile ✓

Education 1

Citizenship/Military 0

Residency

Needs & Interests 0

Demographic Information 1

Supplemental Questions 0

Submission

Education

Your responses will be kept private and secure and will not be used for discriminatory purposes.

College Enrollment Status

As of February 17, 2025, I will have the following college enrollment status: ?

Enrolling in high school (or lower grade) and college at the same time

High School Education

High school education level as of August 25, 2024 ?

Will be enrolled in high school (or lower grade) and college at the same time

Current or Most Recent High-School Attended ?

I attended high school.

Country ?

United States of America (the)

State ?

This will autofill once you make the above selection

SENIORS ONLY

Enrollment
Profile
Education
Citizenship/Military
Residency
Needs & Interests
Demographic Information
Supplemental Questions
Submission

Enrollment Information

Term Applying For ?

Spring 2025 (February 18, 2025 to June 13, 2025)

Educational Goal ?

-- Select --

-- Select --

Obtain an associate degree and transfer to a 4-year institution

Transfer to a 4-year institution without an associate degree

Obtain a 2-year associate degree without transfer

Earn a career technical certificate without transfer

Discover/formulate career interests, plans, goals

Prepare for a new career (acquire job skills)

Advance in current job/career (update job skills)

Maintain certificate or license

Educational development

Improve basic skills

Complete credits for high school diploma or GED

Move from noncredit coursework to credit coursework

Currently enrolled 4-year college student taking community college courses to meet 4-year college requirements

Undecided on goal

Select one of the
following highlighted
options

Enrollment	✓
Profile	●
Education	
Citizenship/Military	
Residency	
Needs & Interests	○
Demographic Information	✓
Supplemental Questions	○
Submission	

Enter your
Social
Security
Number or
TIN if you
have one

Mailing address
was already
entered, select
box only

Previous Name

Do you have a **previous legal name** that was used on legal documents or education transcripts?

☐ Yes ☒ No

Social Security Number

The Social Security Number (SSN) or Taxpayer Identification Number (TIN/ITIN) is used by the college as a means of matching student records, facilitating federal financial aid, and reporting tax-related information to the Internal Revenue System (IRS). However, it is not required for admission.

Why am I being asked for my social security number? ⓘ

Do you have a social security number or taxpayer identification number?

☒ Yes, I have a social security number or taxpayer identification number.

☐ No, I do not have a social security number or taxpayer identification number, or I decline to provide one at this time.

Please enter your 9-digit social security number or taxpayer identification number (format xxx-xx-xxxx or xxxxxxxxx, it does not matter if you include the dashes).

Confirm your social security number or taxpayer identification number.

Current Mailing Address

☐ My mailing address is the same as the Permanent Address in my OpenCCC Account. ⓘ

☐ My current mailing address is **outside the United States** ⓘ

Street Address ⓘ

Include apartment number or suite

City ⓘ

State ⓘ

-- Select State --

Zip Code ⓘ

SENIORS ONLY

Profile	✓
Education	○
Citizenship/Military	○
Residency	
Needs & Interests	○
Demographic Information	✓
Supplemental Questions	○
Submission	

Select the following

College Enrollment Status

As of February 17, 2025, I will have the following college enrollment status: ?

First-time student in college (after leaving high school)

High School Education

High school education level as of August 25, 2024 ?

-- Select enrollment status --

-- Select enrollment status --

Received high school diploma from U.S. school

Passed a high school equivalency test and received a certificate of high school equivalency

Received a Certificate of California High School Proficiency

Received a diploma/certificate of graduation from a Foreign secondary school

Will be enrolled in adult school and authorized to enroll in college at the same time

Currently enrolled in adult school

Not a graduate of, and no longer enrolled in high school

Country ?

United States of America (the)

State ?

California

Enter the name or city of the last school or homeschool you attended. Then make a selection from the list. ?

Enter your high school

Enrollment ✓

Profile ✓

Education ✓

Citizenship/Military ○

Residency

Needs & Interests ✓

Demographic Information ○

Supplemental Questions ○

Submission

Citizenship/Military

Your responses will be kept private and secure and will not be used for discriminatory purposes.

Citizenship & Immigration

This information will be used for admissions and state reporting purposes. Your responses will be kept private and secure, and will not be used for discriminatory purposes.

Citizenship & Immigration Status ?

-- Select Status --

U.S. Military/Dependent of Military

U.S. Military status as of February 17, 2025 ?

-- Select Status --

Save

Continue



Following tabs ask personal
information:

Citizenship/Military

Residency

Needs and Interests

Before submitting application,
review you application.

*Ensure your full legal name
and date of birth are accurate in
the application.

Once you submit, you cannot
edit the application.

Enrollment

Profile

Education

Citizenship/Military

Residency

Hobbies & Interests

Demographic Information

Supplemental Questions

Submission

Submission

Review Your Responses

[Save as PDF](#)

We recommend that you review your responses to ensure you've provided complete and accurate information.

[Hide My Application](#)

Enrollment Information

[Edit](#)

Term	Spring 2025
Educational Goal	Discover/formulate career interests, plans, goals
Major/Program area of study	Applied Digital Media & Printing - Graphic Design & Printing, Cert. (CE653)

Profile Information

[Edit](#)

OpenCCC Account

Name	
Permanent Address	
	United States of America (the)
Previous Name	Not Provided
Preferred Name	Not Provided
Main Phone	
Phone Type	Mobile
Email	
Preferred Method of Contact:	Email

Once you have read
the statements, select
the boxes

Submit Your Application

You are about to submit your application to Riverside Community College.
NO CHANGES can be made to your application once it is submitted.

California state law* allows you to submit your application and residency information online with an electronic signature verification. Your completion of this page will provide the necessary verification for electronic submission. The security and privacy of the information in your submitted application are protected as described in the CCCApply Privacy Policy.

* Section 54300 of subchapter 4.5 of chapter 5 of division 6 of title 5 of the California Code of Regulations.

☒ By Checking here, I, Miss Test Account, declare that: ?

- All of the information in this application pertains to me.
- Under penalty of perjury, the statements and information submitted in this online admission application are true and correct.
- I understand that falsification, withholding pertinent data, or failure to report changes in residency may result in District action.
- I understand that all materials and information submitted by me for purposes of admission become the property of Riverside Community College.

☒ By Checking here, I, Miss Test Account, acknowledge understanding that: ?


- Federal and state financial aid programs are available and may include aid in the form of grants, work study, and/or any available student loans. I am aware that I may apply for assistance for up to the total cost of my education including enrollment fees, books & supplies, transportation, and room and board expense.
- I may apply for financial assistance if I am enrolled in an eligible program of study (certificate, associate degree, or transfer), and may receive aid if qualified, regardless of whether I am enrolled full-time or part-time.
- Financial aid program information and application assistance are available in the financial aid office at the college. The application is also available on-line.

Note: CCCApply will provide links to financial aid information and applications after you submit this application. You can also find financial aid information at www.icanaffordcollege.com, and on most college websites.


Click here to submit.
*Remember, once you submit
your application you cannot
make any corrections

Submit My Application

Congratulations in completing your college admission application
to request credit for your high school articulated class!

 California
Community
Colleges

CCCApply

CCCID:  Miss Test Account Sign Out




[My Applications](#) [Settings](#)

Great Job, Miss!

Your application was submitted.

Confirmation

Miss, your application for admission has been submitted to Riverside Community College.

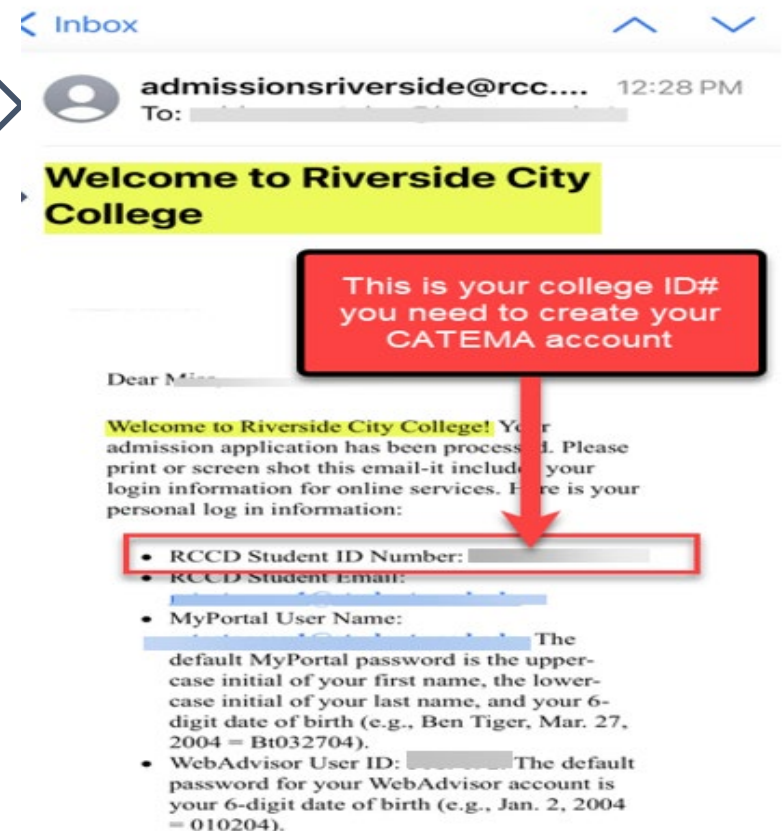
Name	Miss Test Account
CCCID	
College	Riverside Community College
Term	Spring 2025
Email	
Date & Time	September 01, 2024
Confirmation #	

This is not your College ID Number

Check your email address for the "Welcome" email that will contain your college ID Number.
It takes 1-2 business day after you apply to receive the welcome email

Example of Welcome Email

The college you applied for
will show here



1-2 business days after you
apply, you will be sent a
Welcome Email.

Check the email you used
for the application

Students, please follow the check-list below to complete your request for high school articulated credit during the time you are actively enrolled in the course

High School Articulation Student Checklist

- ☒ Complete the college admission application
- ☐ Create a student account in CATEMA to add your high school teacher and class period
- ☐ Fulfill the minimum grade requirements for the high school articulated credit to be awarded by passing the class with a C or better first semester and B or better for one-year courses

**Final grade for second semester(for one-year courses) is not cumulative*