Requesting High School Articulation Credit: Completing the Admission Application

Office of Educational Services

What is your student responsibility in regards to high school articulation?

1. Complete the college admission application

2. Create a student account in CATEMA to add your high school teacher and class period for the articulated course

3. Fulfill the minimum grade requirements for the high school articulated credit to be awarded by passing the class with a C or better first semester and B or better for one-year courses

**Final grade for second semester(for one-year courses) is not cumulative*

Checklist for completing the Admission Application

Before beginning the application, gather the following information to successfully complete the admission application:

- ✓ Full legal name
- ✓ Date of birth
- ✓ Permanent Home/Mailing Address
- ✓ Personal Email Address *(do not use your high school or parent email)*
- ✓ Telephone Number
- ✓ Parent Guardian information: First Name, Last Name, educational status and contact information
- ✓ Social Security Number (not needed for DREAM ACT students)
- ✓ Lawful Permanent Residents: Registration Number, Issue and Expiration Date

Apply to the nearest college

Select the icon below to begin the college admission application

MORENO VALLEY COLLEGE

NORCO COLLEGE

RCC
RIVERSIDE CITY COLLEGE

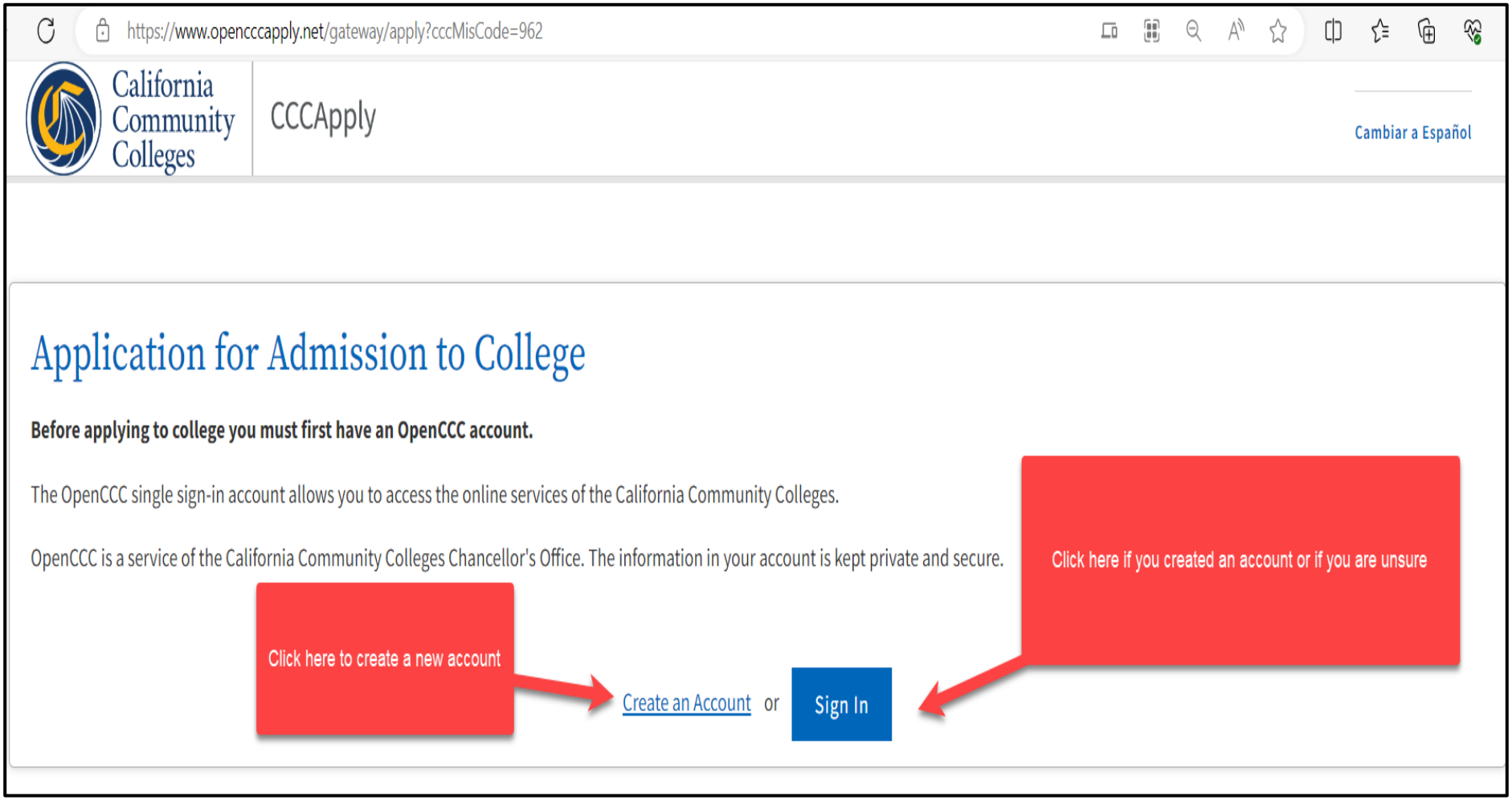
https://www.opencccapply.net/gateway/apply?cccMisCode=962
California Community Colleges
CCCApply
Cambiar a Español
Application for Admission to College
Before applying to college you must first have an OpenCCC account.
The OpenCCC single sign-in account allows you to access the online services of the California Community Colleges.
OpenCCC is a service of the California Community Colleges Chancellor's Office. The information in your account is kept private and secure.
Click here to create a new account
Create an Account
or
Sign In
Click here if you created an account or if you are unsure

Sign In

To continue to your California Community Colleges student account, please sign in or create a new account.

* Required field

Email or mobile phone *

Email or mobile phone required.

Next

Click here if you created an account but forgot your log-in information

Create an Account

Forgot your password?

Bypass the *ID.me* Section

California Community Colleges

Cambiar a Español

ID.me + California Community Colleges

CCC Students Expected to Verify Their Identity with ID.me

The California Community Colleges (CCC) now use ID.me to help keep your identity safe and make it easier to apply to college and get financial aid.

Why Do I Need to Verify My Identity?

- Verifying your identity helps protect against someone else stealing it to apply for college or financial aid.
- If you skip ID.me verification, your college application may be put on hold until you verify who you are.
- Identity verification is required before you can get your financial aid.

What to expect:

1. Redirecting you to the ID.me website
2. Verifying your identity with primary or secondary documents
3. Returning you to your community college application

Verify with ID.me

What if I can't verify my identity with ID.me?

Learn More

Step 1

Click here to opt out

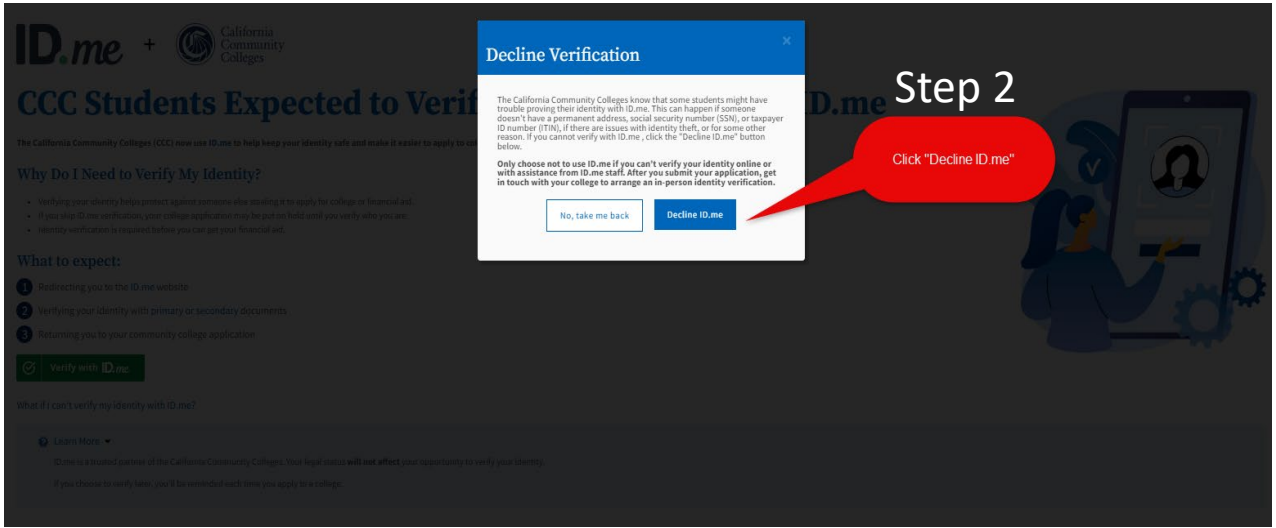

Ensure to use a personal email address when creating your account.

DO NOT USE YOUR HIGH SCHOOL EMAIL ADDRESS or A PARENT EMAIL ADDRESS

*A verification will be sent to verify email address

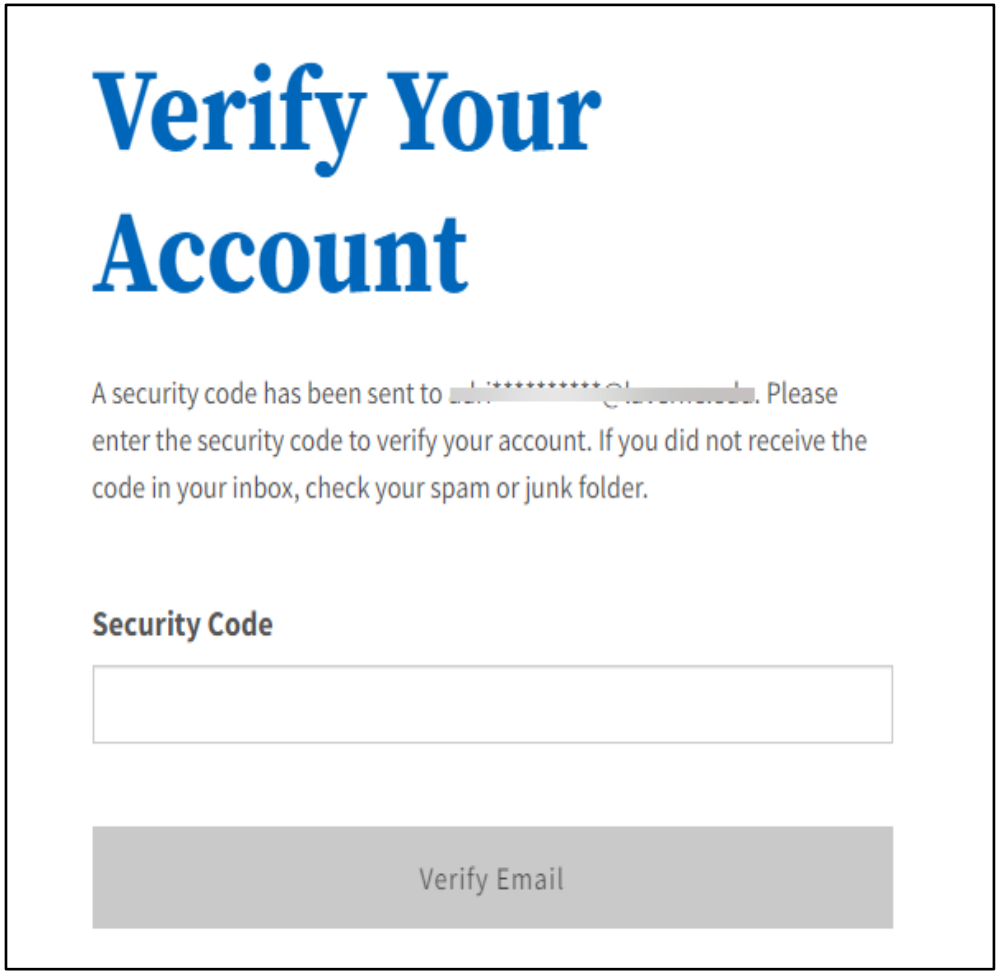

Create Profile

What
Create a secure California Community Colleges account.

Why
A California Community Colleges account will save your progress for future sessions.

How Long
3 steps (Estimated 2 minutes remaining)

Step 1 Contact Information

Please enter your Contact Information in the following fields.

* Required field

Email Address *

Confirm Email Address *

Primary Phone Number

Phone Type: Mobile

For international numbers insert + before country code

☐ I agree to the Terms of Use and to receive emails at any email address I have provided or may provide in the future, from any entity associated with my application process, including but not limited to my designated schools and programs.

Are you currently homeless? *

○ Yes ○ No

Please agree to the Terms of Use and fill all required fields in Step 1 to continue to the next step.

Next >

Creating your profile account:
Complete each step and click "next" to continue

Step 2 Personal Information

Step 3 Credentials

RCCD | RIVERSIDE COMMUNITY COLLEGE DISTRICT

MORENO VALLEY COLLEGE | NORCO COLLEGE | RIVERSIDE CITY COLLEGE

Step 2 Personal Information

* Required field

Legal First Name

Legal Middle Name

Legal Last Name *

Suffix

None

Preferred Name

Date of Birth *

mm/dd/yyyy

Confirm Date of Birth *

mm/dd/yyyy

Ensure to use your full legal name when applying.

Do not enter a preferred name

Next >

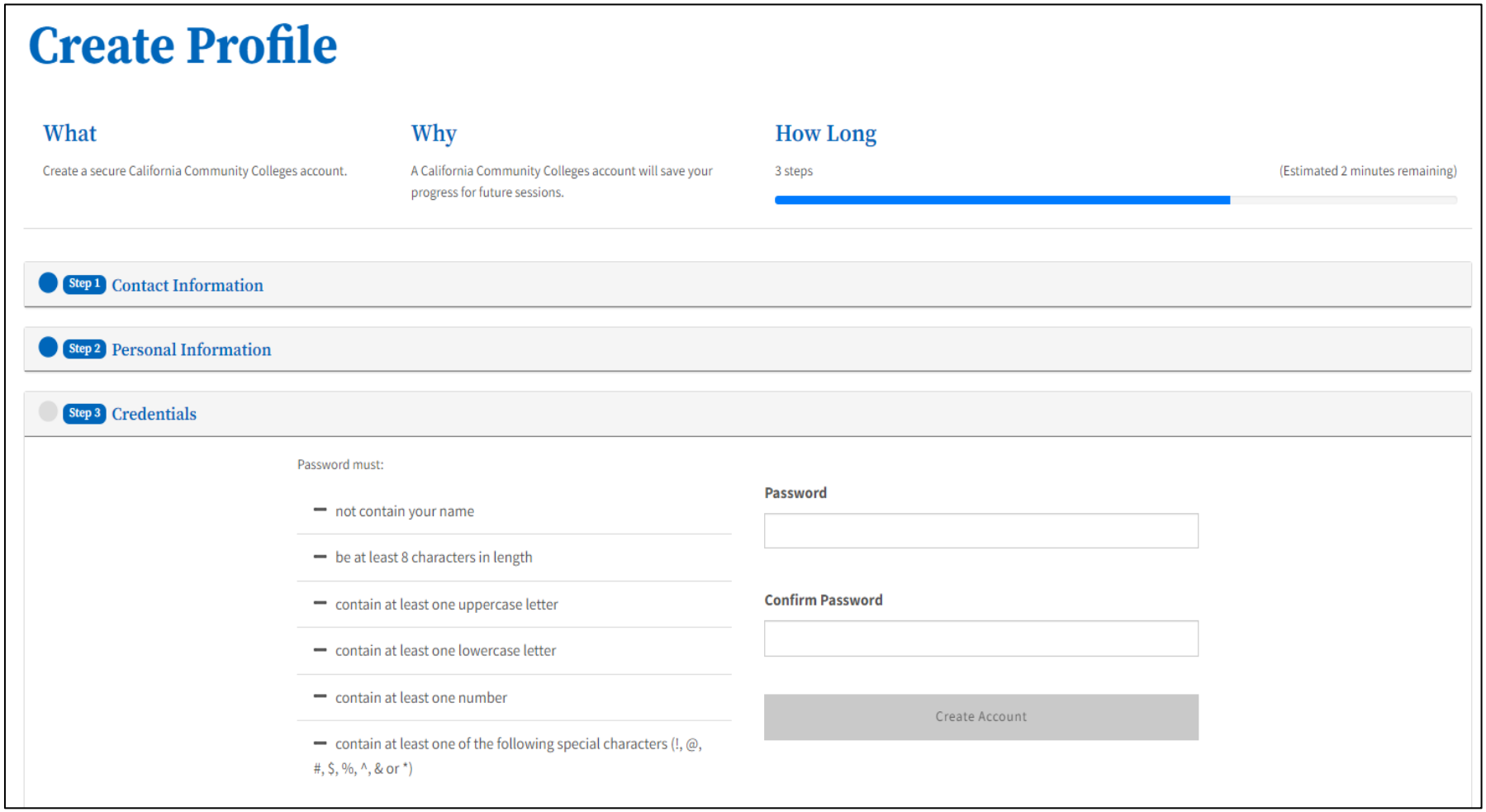

Create a password for your profile that will easy to remember

RCCD | RIVERSIDE COMMUNITY COLLEGE DISTRICT

MORENO VALLEY COLLEGE | NORCO COLLEGE | RIVERSIDE CITY COLLEGE

A admissionsriverside@rcc.edu

Reply | Reply all | Forward

To: Student Name

Wed 7/16/2025 2:41 PM

This is not your college ID#

Information only. Please do not reply to this message.

Welcome, Adriana.

Your Riverside City College admission application for **Fall 2025** has been received. Your confirmation number is [redacted] Your application will be processed in 1-2 business days (weekends and holidays excluded).

After your application has been processed, a welcome email will be sent to this email account. Please add admissionsriverside@rcc.edu to your address book so the email is not directed to your junk/spam folder. The welcome email will contain your RCCD student ID number, MyPortal login, RCCD student email address, and information on next steps to take.

In the meantime, please visit http://www.rcc.edu to learn more about getting started at Riverside City College.

Sincerely,

Riverside City College
Admissions and Records
admissionsriverside@rcc.edu | (951) 222-8600
www.rcc.edu/become-a-student/

Confirmation number [redacted]

CCCID: [redacted]

Not the college ID

Once you successful submitted the application you will automatically receive the email above from the college you applied to.

The college will email you a “Welcome Letter” to the personal email address listed

RCCD | RIVERSIDE COMMUNITY COLLEGE DISTRICT

MORENO VALLEY COLLEGE | NORCO COLLEGE | RIVERSIDE CITY COLLEGE

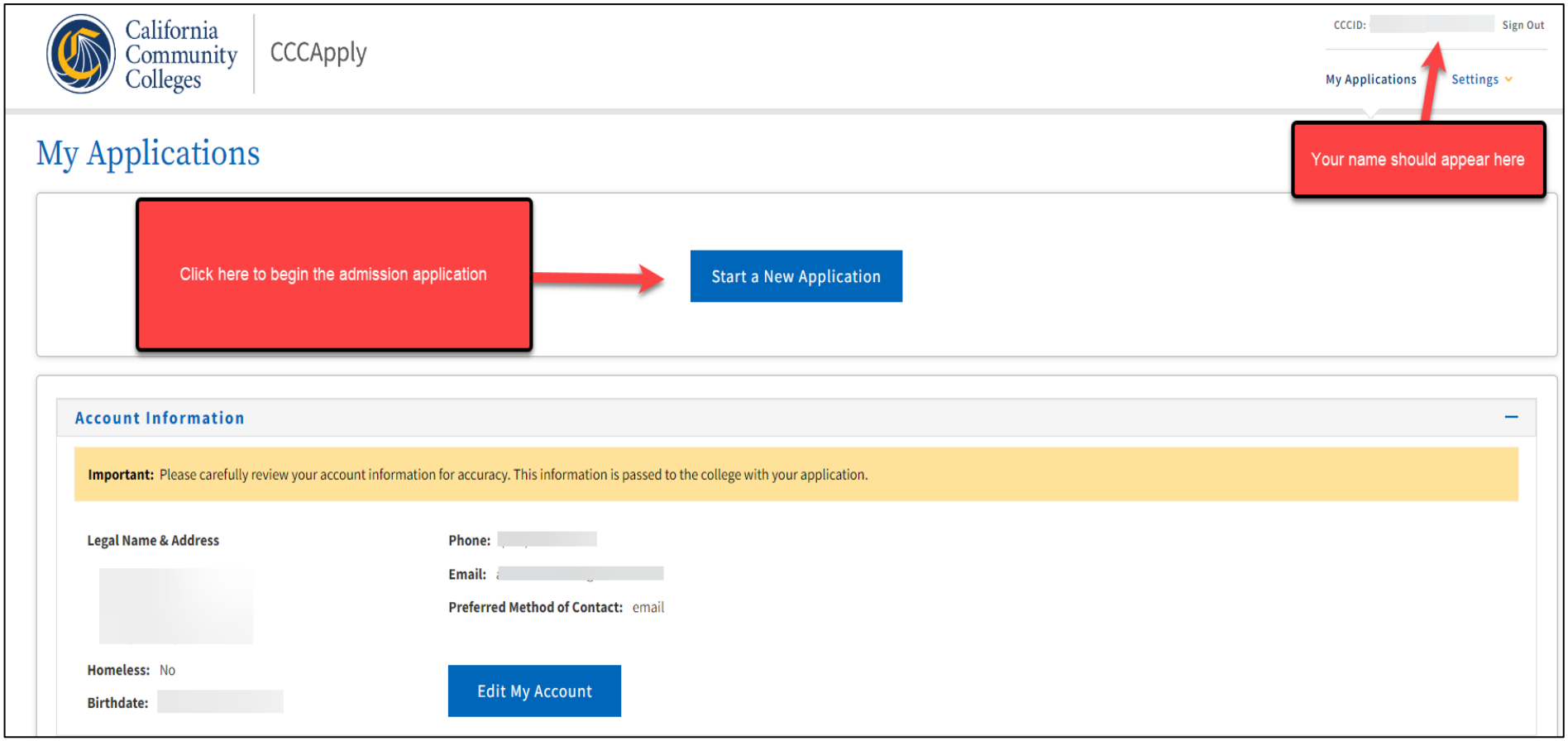

9th-11th Grade students select the options below

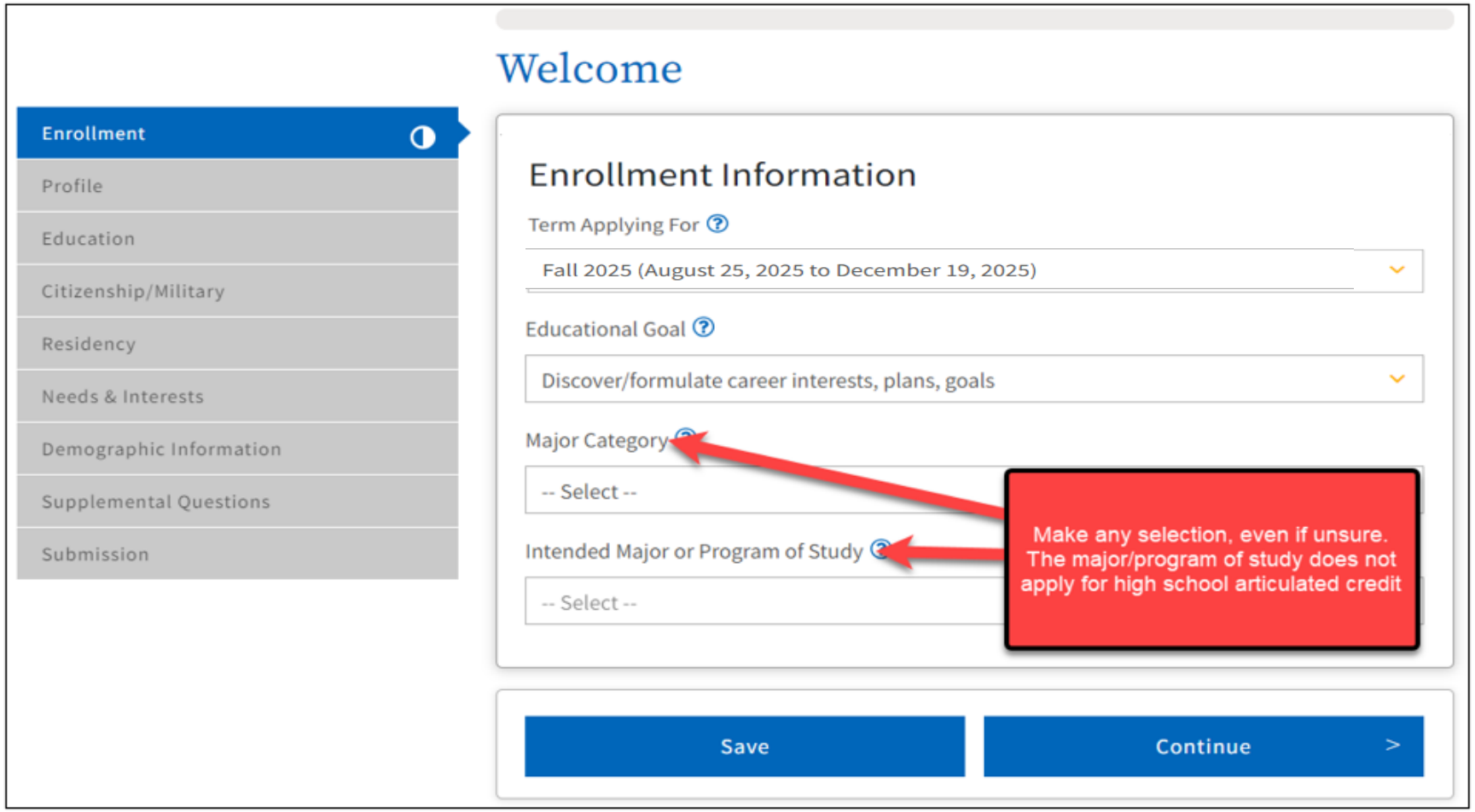

9th-11th Grade students select the options below, *seniors* skip to next slide

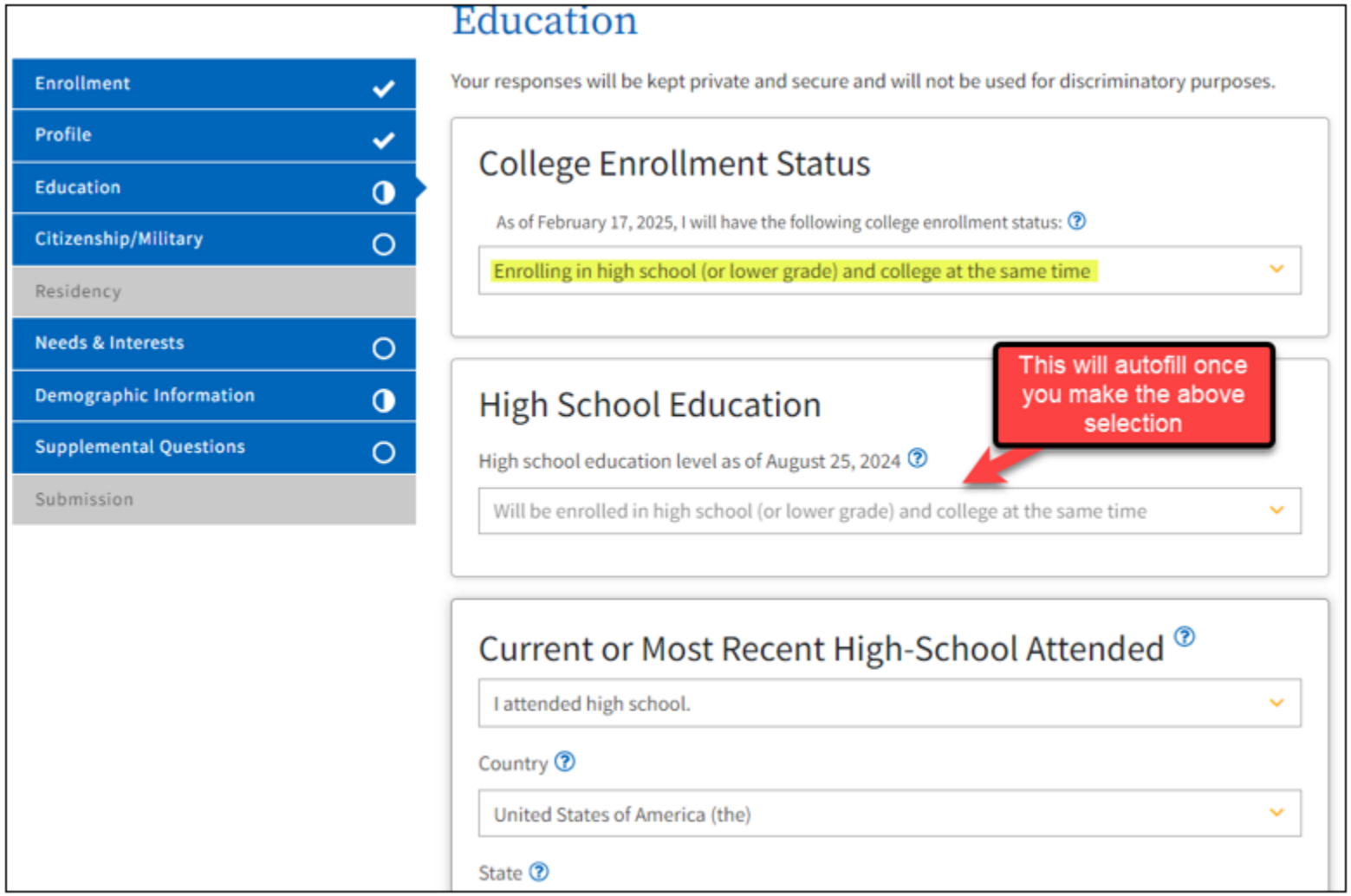

SENIORS ONLY

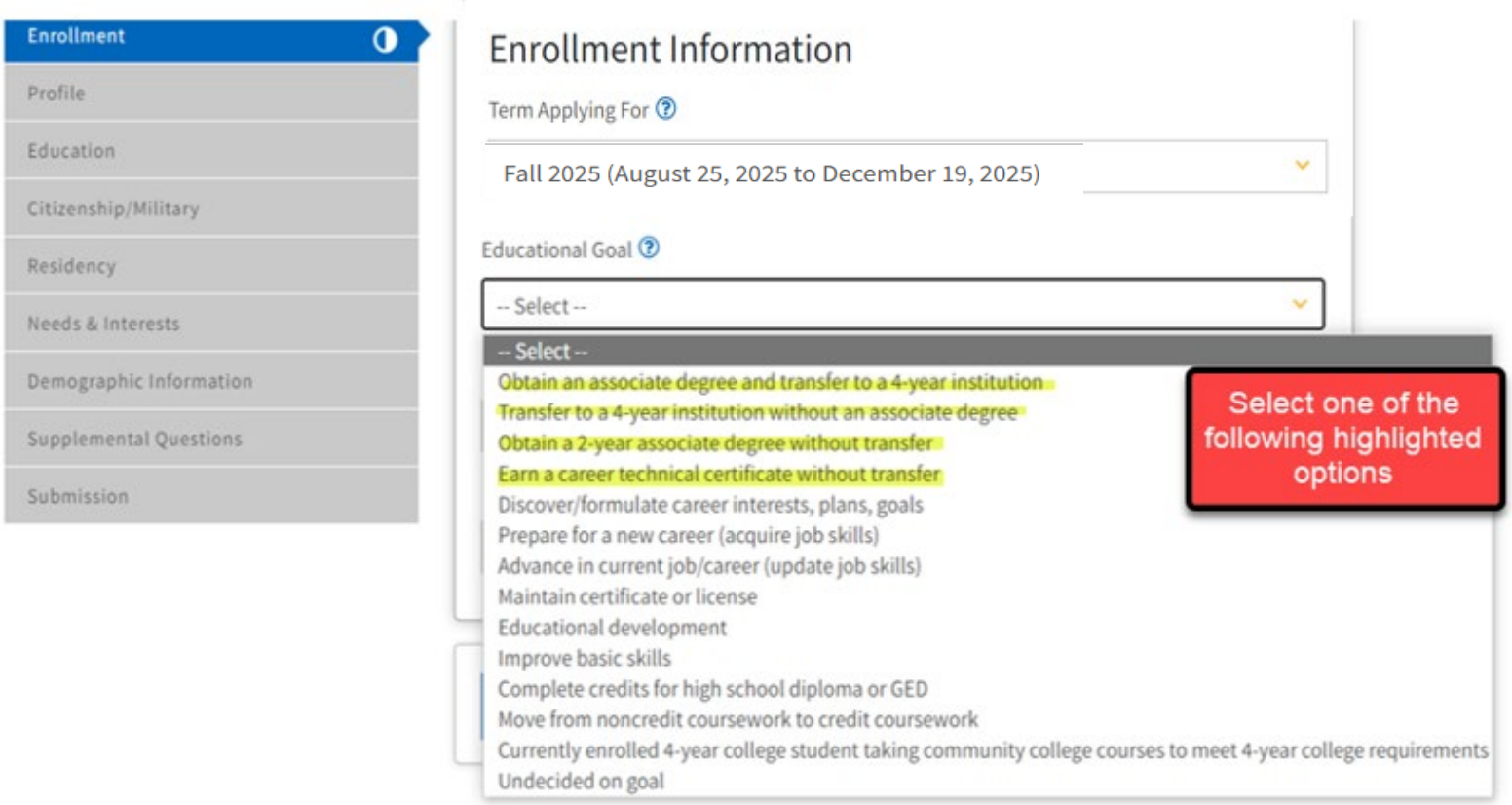

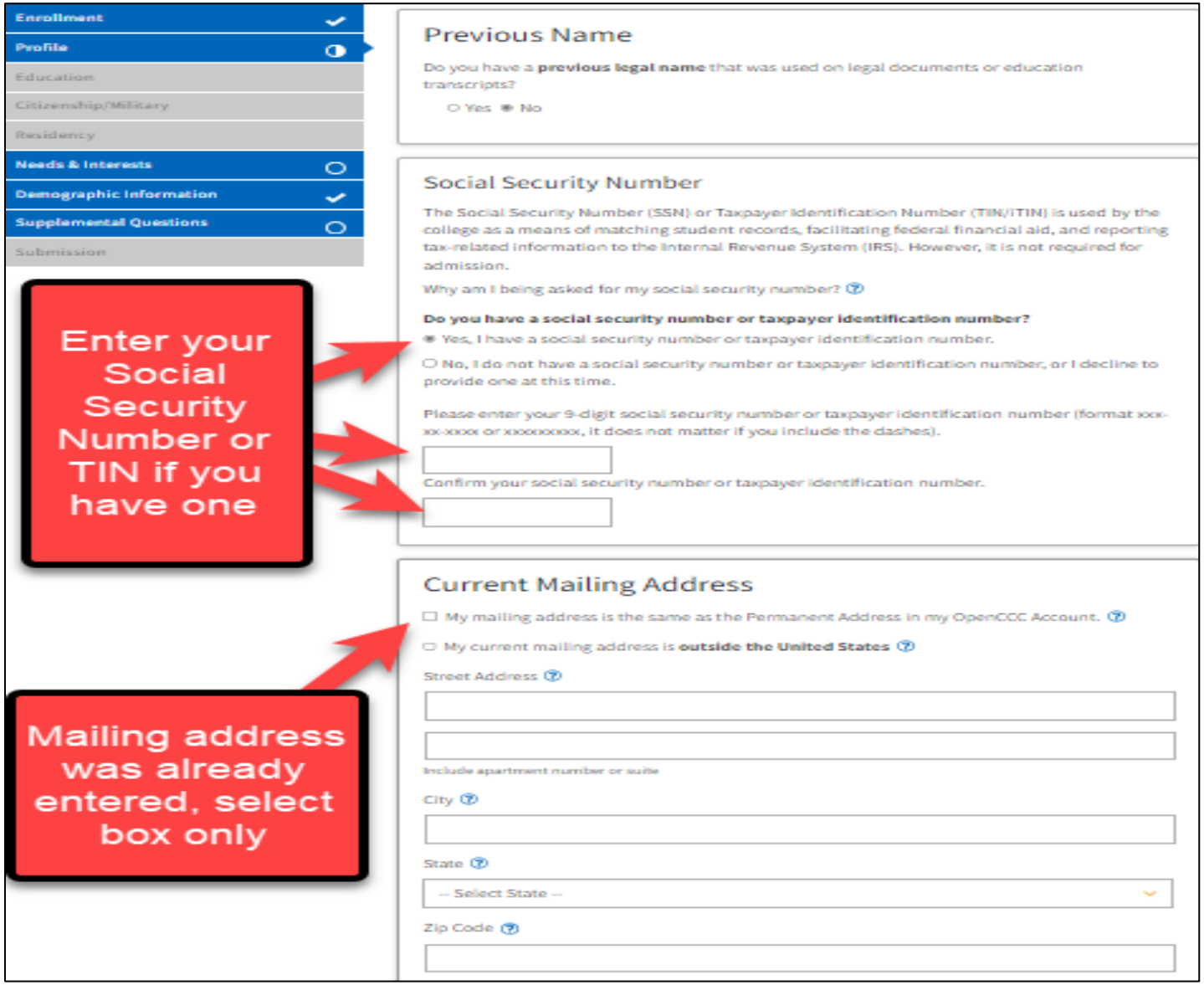
Enrollment
Profile
Education
Citizenship/Military
Residency
Needs & Interests
Demographic Information
Supplemental Questions
Submission
Previous Name
Do you have a previous legal name that was used on legal documents or education transcripts?
Yes
No
Social Security Number
The Social Security Number (SSN) or Taxpayer Identification Number (TIN/ITIN) is used by the college as a means of matching student records, facilitating federal financial aid, and reporting tax-related information to the Internal Revenue System (IRS). However, it is not required for admission.
Why am I being asked for my social security number?
Do you have a social security number or taxpayer identification number?
Yes, I have a social security number or taxpayer identification number.
No, I do not have a social security number or taxpayer identification number, or I decline to provide one at this time.
Please enter your 9-digit social security number or taxpayer identification number (format xxx-xx-xxxx or xxxxxxxxx, it does not matter if you include the dashes).
Confirm your social security number or taxpayer identification number.
Enter your Social Security Number or TIN if you have one
Current Mailing Address
My mailing address is the same as the Permanent Address in my OpenCCC Account.
My current mailing address is outside the United States
Street Address
Include apartment number or suite
City
State
-- Select State --
Zip Code
Mailing address was already entered, select box only

SENIORS ONLY

- Profile ✓
- Education ◑
- Citizenship/Military ○
- Residency
- Needs & Interests ○
- Demographic Information ✓
- Supplemental Questions ○
- Submission

College Enrollment Status

As of February 17, 2025, I will have the following college enrollment status:

First-time student in college (after leaving high school)

High School Education

High school education level as of August 25, 2024

-- Select enrollment status --

Select the following

-- Select enrollment status --
Received high school diploma from U.S. school
Passed a high school equivalency test and received a certificate of high school equivalency
Received a Certificate of California High School Proficiency
Received a diploma/certificate of graduation from a Foreign secondary school
Will be enrolled in adult school and authorized to enroll in college at the same time
Currently enrolled in adult school
Not a graduate of, and no longer enrolled in high school

Country

United States of America (the)

State

California

Enter the name or city of the last school or homeschool you attended. Then make a selection from the list.

Enter your high school

RCCD | RIVERSIDE COMMUNITY COLLEGE DISTRICT

MORENO VALLEY COLLEGE | NORCO COLLEGE | RIVERSIDE CITY COLLEGE

Citizenship/Military

- Enrollment ✓
- Profile ✓
- Education ✓
- Citizenship/Military ◑
- Residency
- Needs & Interests ✓
- Demographic Information ◑
- Supplemental Questions ○
- Submission

Your responses will be kept private and secure and will not be used for discriminatory purposes.

Citizenship & Immigration

This information will be used for admissions and state reporting purposes. Your responses will be kept private and secure, and will not be used for discriminatory purposes.

Citizenship & Immigration Status ⓘ

-- Select Status --

U.S. Military/Dependent of Military

U.S. Military status as of February 17, 2025 ⓘ

-- Select Status --

Save | Continue >

Following tabs ask personal information:

Citizenship/Military

Residency

Needs and Interests

Before submitting application, review you application.

*Ensure your full legal name and date of birth are accurate in the application.

Once you submit, you cannot edit the application.

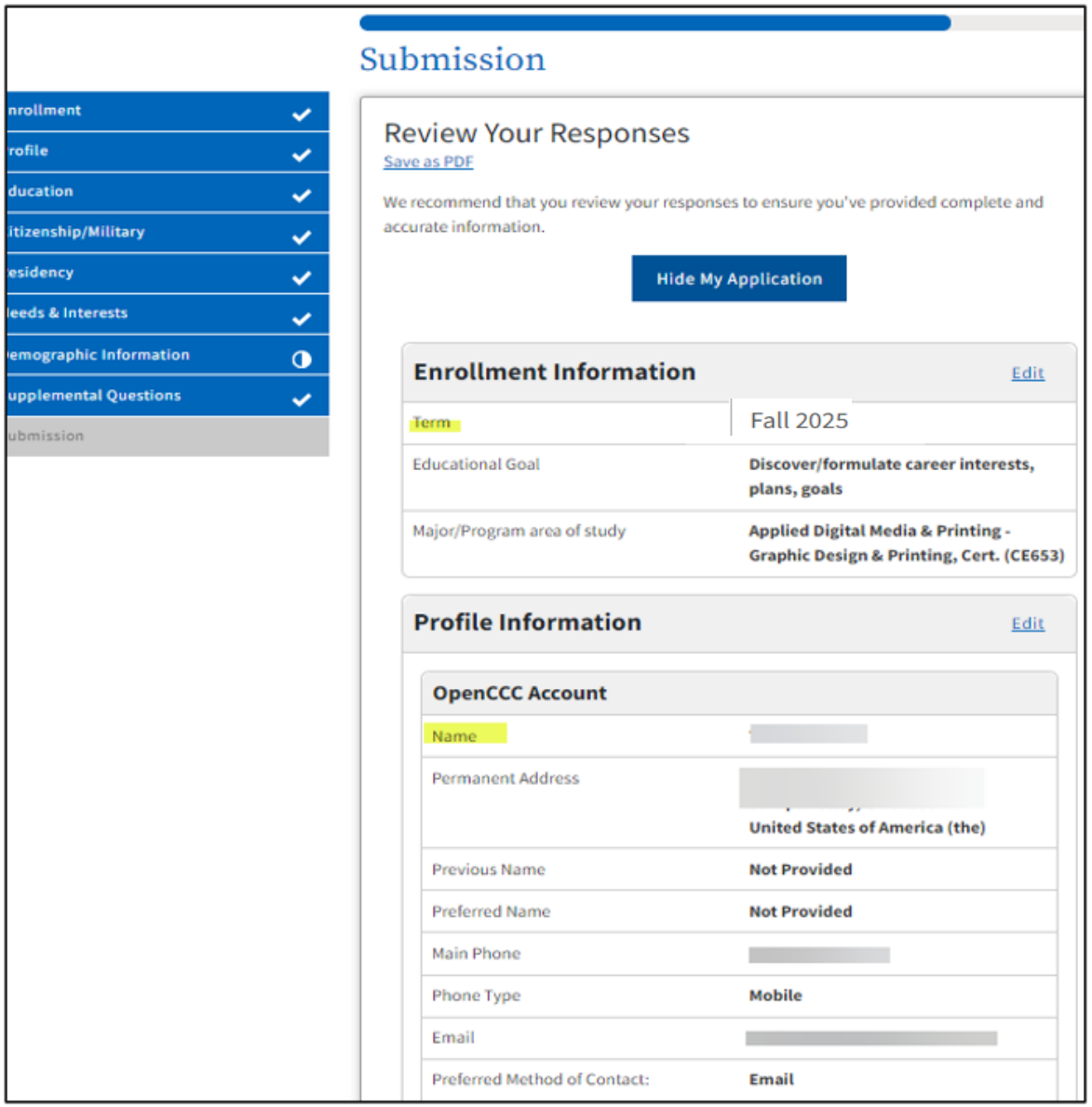

Once you have read the statements, select the boxes

Click here to submit.
*Remember, once you submit your application you cannot make any corrections

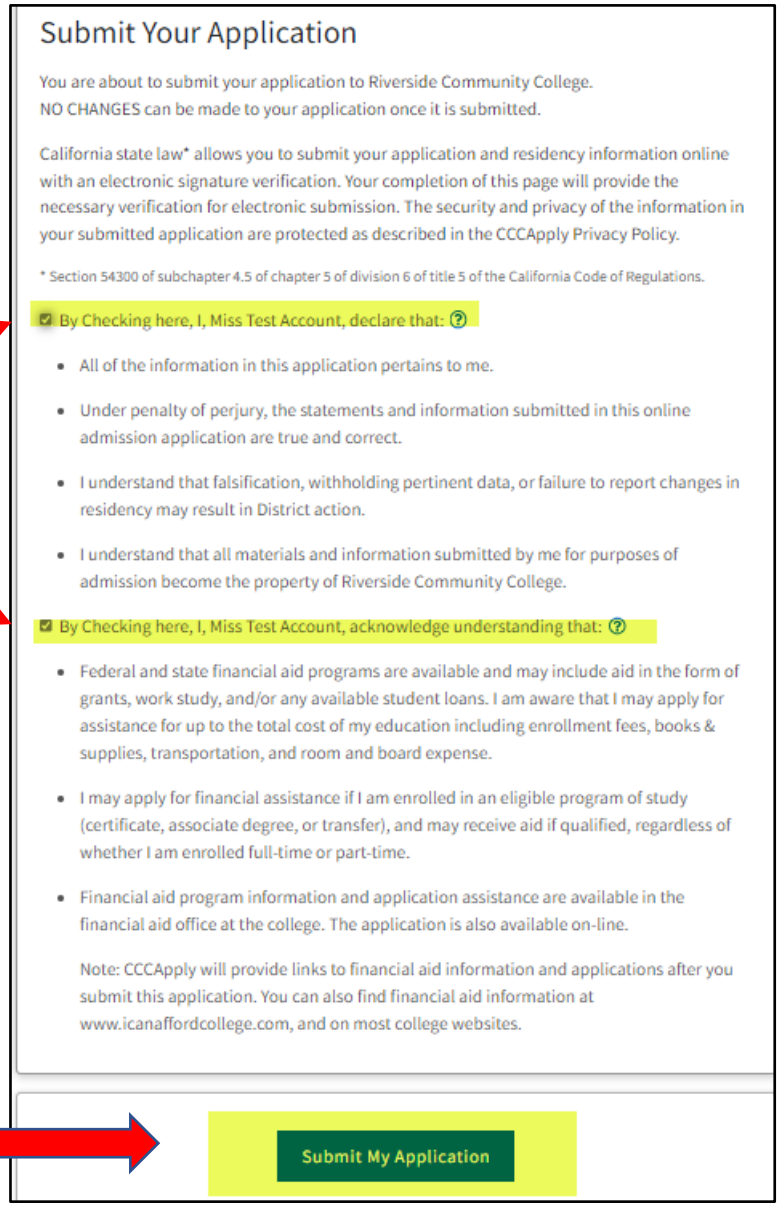

Congratulations in completing your college admission application to request credit for your high school articulated class!

California Community Colleges | CCCApply

RCC
RIVERSIDE CITY COLLEGE

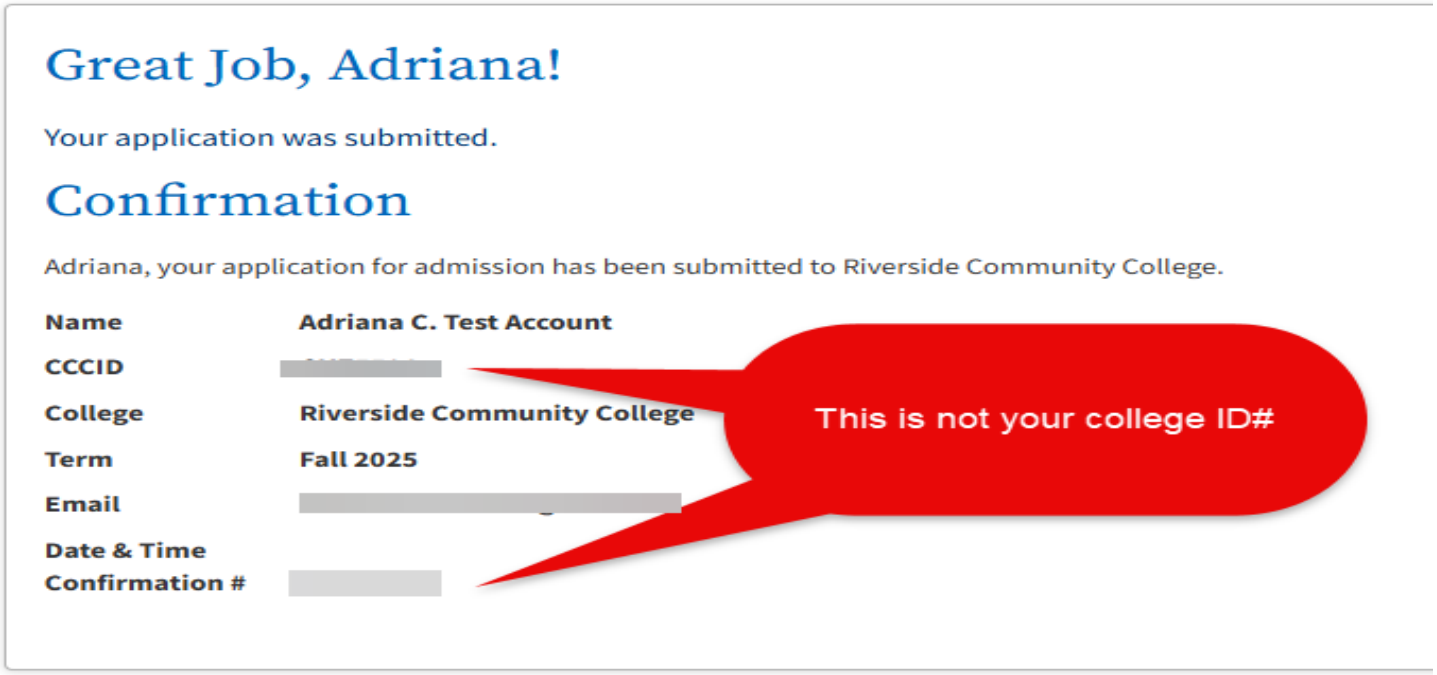

Example of Welcome Email

Welcome to Riverside City College

RCC
RIVERSIDE CITY COLLEGE
Admissions and Records

This is your College ID#. You will need this for Step 2: Create your CATEMA account

Dear Adriana,

Welcome to Riverside City College! Your admission application has been processed. Please print or screen shot this email-it includes your login information for online services. Here is your personal log in information:

- RCCD Student ID Number:
- RCCD Student Email:
- MyPortal User Name: The default MyPortal password is the upper-case initial of your first name, the lower-case initial of your last name, and your 6-digit date of birth (e.g., Ben Tiger, Mar. 27, 2002 = Bt032702).

MyPortal is a single sign-on, one stop shop to register for classes, view your grades, check your financial aid status, access your student email, and more! **It may take 1-2 business days (weekends and holidays excluded) for your MyPortal account to be activated.** The URL to access MyPortal is https://myportal.rccd.edu/Student. If you previously logged into MyPortal and established a password, it has not changed.

To reset your password for MyPortal, visit GO.RCCD.EDU. Setting up your profile will just take a few minutes and will allow you to reset your password on your own. See these instructions for more details.

To review your next steps, select your student type:

- First-Time College Student (You are a new student and have never attended a college or university)
- Transfer Student (You have attended another college or university but not RCC, Moreno Valley College, or Norco College)
- Returning Student (You have attended RCC, Moreno Valley College, or Norco College before and you are coming back after a break)
- International Student (You currently live outside the United States and will be applying for a Visa to study here)
- High School Dual Enrollment (You are taking high school and RCC classes at the same time)
- Extended Learning (Noncredit) (Only taking Non-Credit Courses)

Riverside City College offers a wide range of student services to support you in reaching your goals. These services include Veterans Services, Health Services, and the Disability Resource Center, and more. Be sure to get involved by joining one of the many on-campus clubs or Student Government. For students who are undocumented or come from a mixed status family, please contact our Undocumented Student Liaison at undocu@rcc.edu for resources.

Please be sure to complete the FAFSA or California Dream Application for Financial Aid, even if you don't think you will qualify. If you've already completed your financial aid application, make sure RCC is listed as one of your schools! RCC's FAFSA school code is 001270; our California Dream Application school code is 00127000.

Riverside City College students registered in one or more units can ride anywhere RTA travels by using your student information. To ride, students at participating colleges will use a free mobile ticketing app. Please visit Riverside Transit Agency website for details or call: (951) 565-5000.

If you have any other questions or need further assistance, please contact Admissions and Records at (951) 222-8600; leave a message and you will receive a call back, or send an email to admissionsriverside@rcc.edu, or visit our website at https://www.rcc.edu/become-a-student/student-knowledge.html.

Sincerely,

Admissions and Records
Riverside City College

1-2 business days after you apply, you will be sent a Welcome Email to the personal email you entered on the admission application.

Ensure to check the spam and junk folder of the personal email address used.

RCCD | RIVERSIDE COMMUNITY COLLEGE DISTRICT

MORENO VALLEY COLLEGE | NORCO COLLEGE | RIVERSIDE CITY COLLEGE

Students, please follow the check-list below to complete your request for high school articulated credit during the time you are actively enrolled in the course

High School Articulation Student Checklist

- ☒ Complete the college admission application
- ❑ Create a student account in CATEMA to add your high school teacher and class period
  (After you receive the Welcome Letter with your college ID#)
- ❑ Fulfill the minimum grade requirements for the high school articulated credit to be awarded by passing the class with a C or better first semester and B or better for one-year courses

**Final grade for second semester(for one-year courses) is not cumulative*