

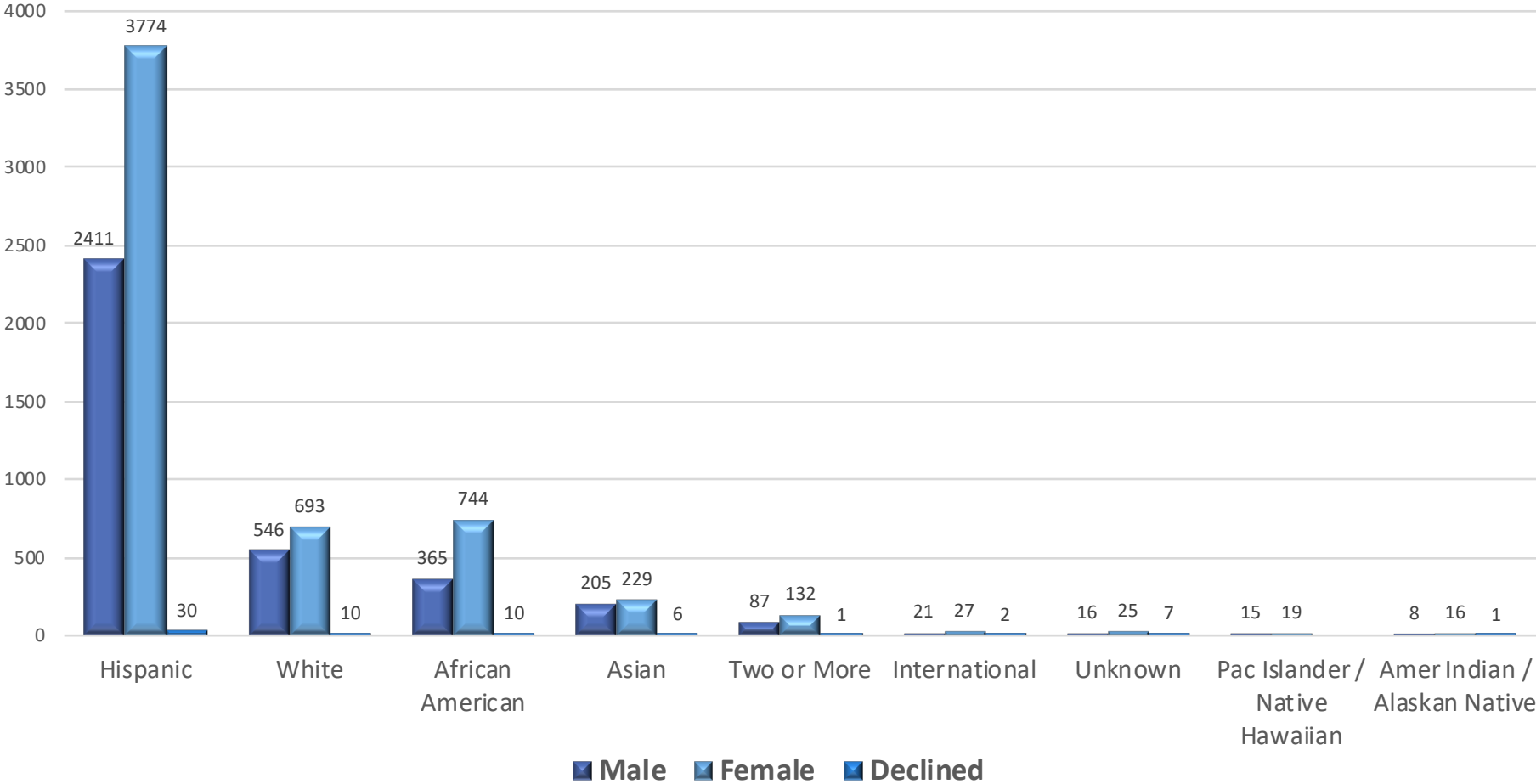
Streamlining Transfer Pathways

Strategies to Increase Transfers

RCCD / CSUSB MEETING
FEBRUARY 15TH, 2018

Riverside
Community
College District

Moreno Valley College Demographics – Fall 2017 (PRELIMINARY)



Moreno Valley College Transfer Volume Cohorts

| MVC Transfer Cohort | CSU | UC | Private | Out of State / Other | Total |
|-------------------------------|------------|------------|------------|----------------------|-------------|
| MVC Transfer Cohort 2012-2013 | 147 | 86 | 201 | 25 | 459 |
| MVC Transfer Cohort 2013-2014 | 184 | 92 | 230 | 30 | 536 |
| MVC Transfer Cohort 2014-2015 | 195 | 72 | 211 | 32 | 510 |
| MVC Transfer Cohort 2015-2016 | 231 | 99 | 186 | 38 | 554 |
| MVC Transfer Cohort 2016-2017 | 229 | 152 | 158 | 36 | 575 |
| Total | 986 | 501 | 986 | 161 | 2634 |

| Total to CSU System | Total Transfers to CSUSB | % of all CSU Transfers |
|---------------------|--------------------------|------------------------|
| 147 | 88 | 59.9% |
| 184 | 101 | 54.9% |
| 195 | 111 | 56.9% |
| 231 | 130 | 56.3% |
| 229 | 130 | 56.8% |
| 986 | 560 | 56.8% |

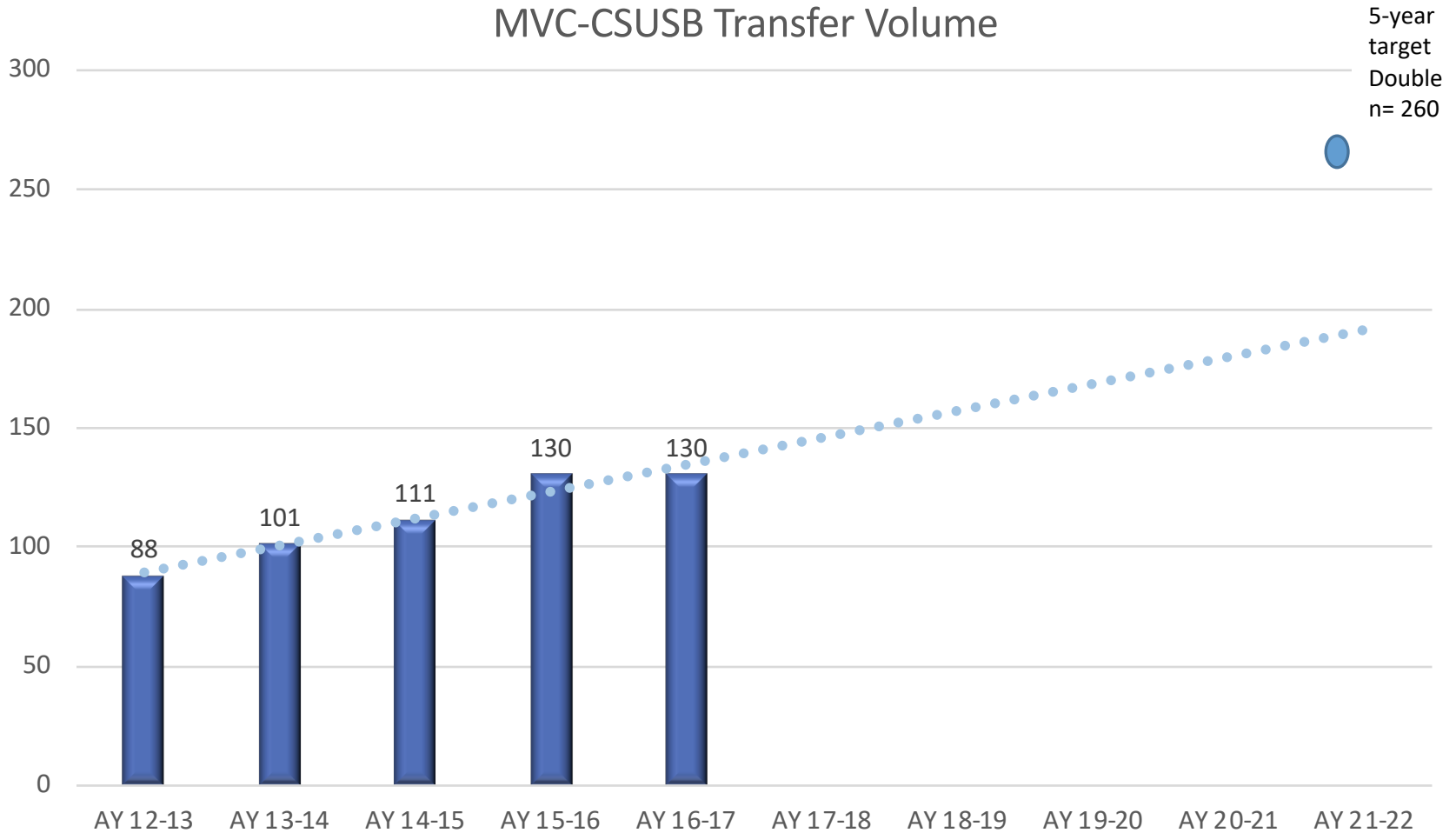
Race/Ethnicity of the 560 MVC-CSUSB Transfer Students (2012-2017)

| Race/Ethnicity | Female | Male | TOTAL |
|----------------------------------|------------|------------|------------|
| Asian | 12 | 22 | 34 |
| African-American/Black | 44 | 30 | 74 |
| Hispanic | 214 | 128 | 342 |
| Native American | 0 | 0 | 0 |
| Native Hawaiian/Pacific Islander | 0 | 1 | 1 |
| Two or more races | 13 | 5 | 18 |
| White | 46 | 33 | 79 |
| Unknown | 3 | 9 | 12 |
| Total | 332 | 228 | 560 |

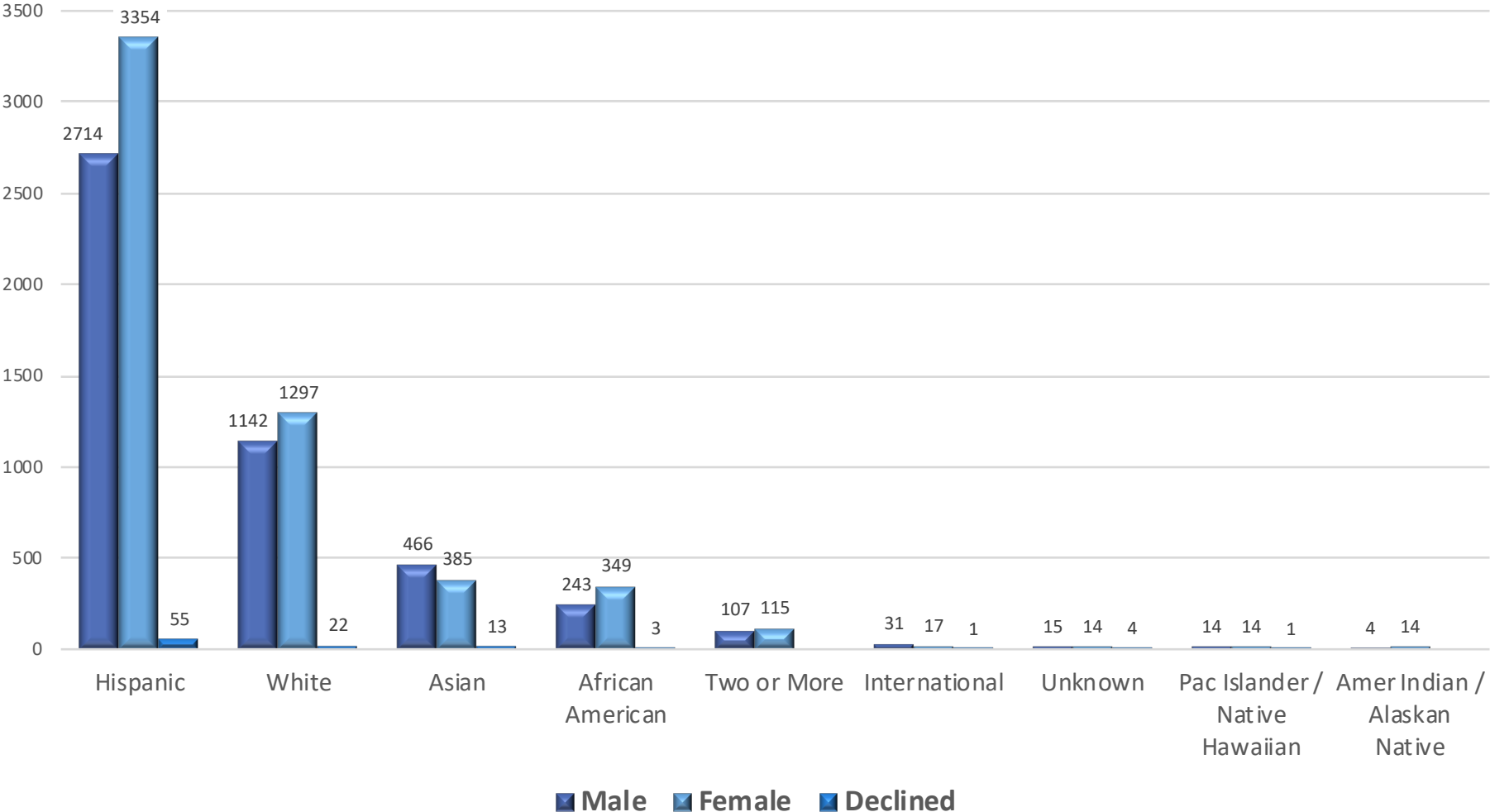


MVC to CSUSB 5 Year Projection

MVC-CSUSB Transfer Volume



Norco College Demographics – Fall 2017 (PRELIMINARY)



Norco College

Transfer Volume Cohorts

| Transfer Cohort | CSU | UC | Out Of State Public | Private | Total |
|------------------|------|-----|---------------------|---------|-------|
| 2012-2013 | 226 | 99 | 47 | 247 | 619 |
| 2013-2014 | 376 | 147 | 56 | 261 | 840 |
| 2014-2015 | 370 | 120 | 81 | 269 | 840 |
| 2015-2016 | 383 | 119 | 62 | 245 | 809 |
| 2016-2017 | 397 | 134 | 61 | 196 | 788 |
| Total | 1752 | 619 | 307 | 1218 | 3896 |

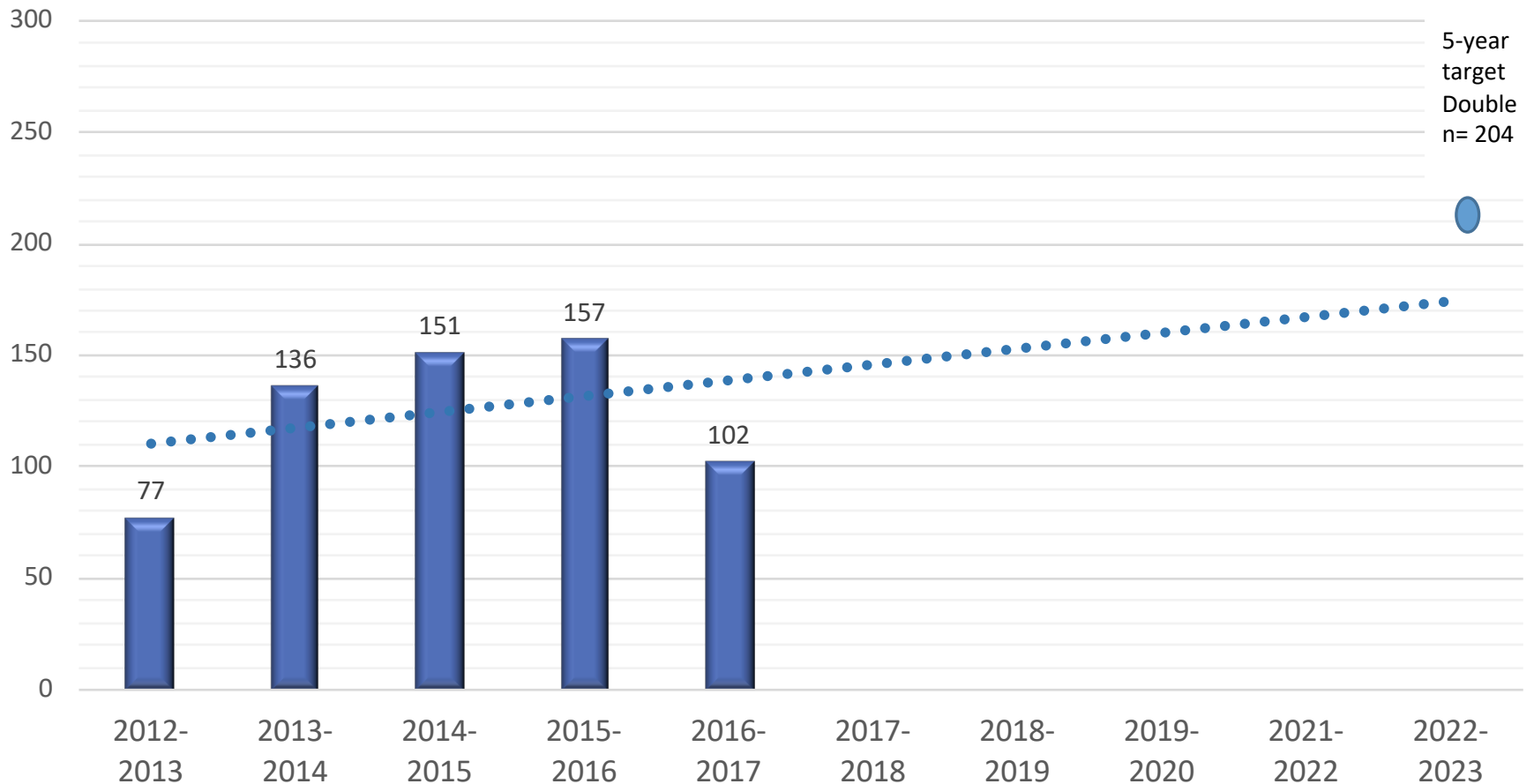
| Transfer Cohort | # Transferred to CSUSB | % of all CSU Transfers |
|------------------|------------------------|------------------------|
| 2012-2013 | 77 | 34.1% |
| 2013-2014 | 136 | 36.2% |
| 2014-2015 | 151 | 40.8% |
| 2015-2016 | 157 | 41.0% |
| 2016-2017 | 102 | 25.7% |
| Total | 623 | 35.6% |

| Ethnicity | Female | Male | Other/ Undeclared | Total |
|--------------------------|--------|------|-------------------|-------|
| Asian | 28 | 36 | 0 | 64 |
| African American | 19 | 16 | 0 | 35 |
| Hispanic | 209 | 126 | 3 | 338 |
| White | 85 | 58 | 1 | 144 |
| Two or More Races | 12 | 9 | 0 | 21 |
| Unknown/Other | 14 | 6 | 1 | 21 |
| Total | 367 | 251 | 5 | 623 |

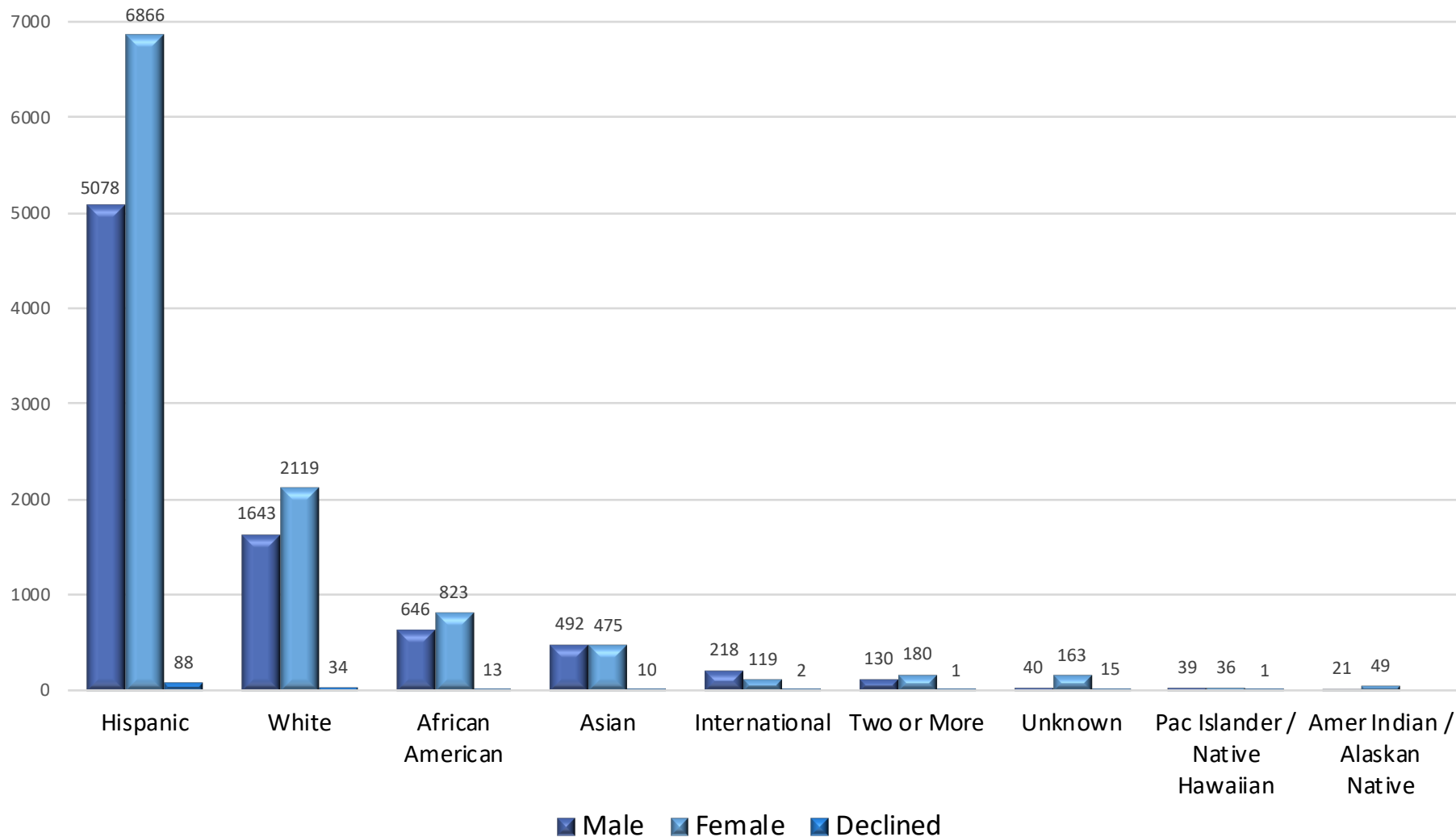


NC to CSUSB 5 Year Projection

Norco College # Transferred to CSU San Bernardino



Riverside City College Demographics – Fall 2017 (PRELIMINARY)




Riverside City College Transfer Volume Cohorts

Riverside City College Transfer Cohorts by the Subsequently Enrolled System-- Cohort year is the final year at RCC

| RCC Transfer Cohort | CSU System | Out of State Public | Private | UC System | Total | # Transferred to CSUSB | % of all CSU Transfers |
|-------------------------------|-------------|------------------------|-------------|-------------|-------------|---------------------------|---------------------------|
| RCC Transfer Cohort 2010-2011 | 612 | 97 | 479 | 189 | 1377 | 309 | 50.5% |
| RCC Transfer Cohort 2011-2012 | 551 | 97 | 438 | 197 | 1283 | 314 | 57.0% |
| RCC Transfer Cohort 2012-2013 | 433 | 120 | 435 | 209 | 1197 | 180 | 41.6% |
| RCC Transfer Cohort 2013-2014 | 800 | 94 | 345 | 189 | 1428 | 245 | 30.6% |
| RCC Transfer Cohort 2014-2015 | 745 | 152 | 556 | 258 | 1711 | 269 | 36.1% |
| RCC Transfer Cohort 2015-2016 | 653 | 166 | 475 | 257 | 1551 | 307 | 47.0% |
| RCC Transfer Cohort 2016-2017 | 584 | 143 | 364 | 278 | 1369 | 271 | 46.4% |
| Total | 4378 | 869 | 3092 | 1577 | 9916 | 1895 | 43.3% |

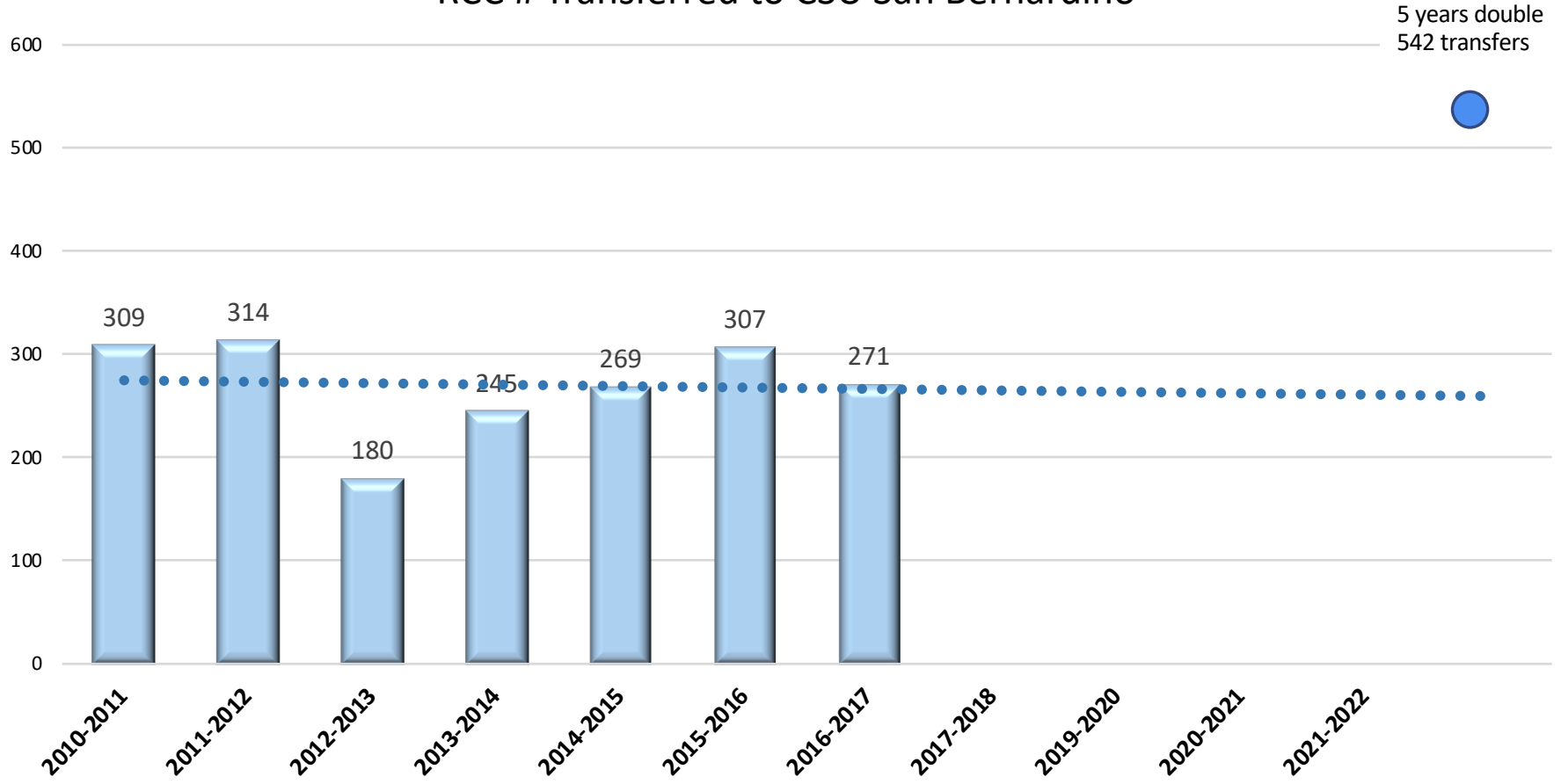
Race / Ethnicity of the 1895 CSUSB Transfers

| Race / Ethnicity | Male | Female | Other / Undeclared | Total | % of Total |
|---------------------------------|------------|-------------|-----------------------|-------------|-------------|
| African American | 44 | 70 | 0 | 114 | 6.0% |
| Asian | 67 | 50 | 1 | 118 | 6.2% |
| Hispanic | 362 | 571 | 3 | 936 | 49.4% |
| Native American | 1 | 3 | 0 | 4 | 0.2% |
| Native Hawaiian / Pac Islander | 2 | 0 | 0 | 2 | 0.1% |
| Two or More | 21 | 26 | 0 | 47 | 2.5% |
| Unknown | 42 | 49 | 4 | 95 | 5.0% |
| White | 246 | 315 | 0 | 561 | 29.6% |
| International (F-1 or J-1 Visa) | 7 | 10 | 1 | 18 | 0.9% |
| Total | 792 | 1094 | 9 | 1895 | 100% |



RCC to CSUSB 5 Year Projection

RCC # Transferred to CSU San Bernardino





Increasing Student Success

Completion Counts Through Pathways

College
Readiness

Career and
Technical
Education

Transfer
Pathways for
Science,
Technology,
Engineering, &
Math (STEM)

Transfer
Pathways for
Arts,
Languages,
Humanities,
and Social
Sciences

Innovation

Basic Skills
Acceleration

Integrated
Support

Integrated
Planning and
Assessment

MMAP

High School
Partnerships and
Collaboration

Equity

Targeted
Intervention

Teaching
strategies and
pedagogy

Changing from
Deficit-minded to
Equity-minded

CSUSB Transfer Metrics

Transfer Applications, Admitted, Enrolled

| Fall 2017 New Transfers | Applied | Admitted | Enrolled |
|-------------------------------|---------|------------|------------|
| CSUSB (all transfers) | 8982 | 4864 (54%) | 2335 (48%) |
| Norco, Moreno Valley, RCC | 1489 | 1104 (74%) | 519 (47%) |
| ADT (all transfers) | 389 | 384 (99%) | 339 (88%) |
| ADT Norco, Moreno Valley, RCC | 89 | 89 (100%) | 89 (100%) |

Current Students

| Undergraduate Transfer Students (all cohorts) | Enrolled Fall 2017 |
|--|---------------------------|
| All Transfers | 6536 |
| Norco, Moreno Valley, RCC | 1393 |
| ADT (from all colleges) | 579 |
| ADT Norco, Moreno Valley, RCC | 112 |

ADT Programs Between CSUSB & RCCD

Administration

Anthropology

Art

Biology

Chemistry

Communication

Computer Systems

Criminal Justice

Economics

English

Geography

History

Kinesiology

Mathematics

Music

Philosophy

Physics

Political Science

Psychology

Sociology

Spanish

Theatre Arts



RCCD ADTs and Pathways

ADTs Offered by MVC, NC, & RCC

Anthropology

Business Administration

Communication Studies

Computer Science

Early Childhood Education

English

History

Mathematics

Philosophy

Political Science

Psychology

Sociology

Spanish

Studio Arts

ADTs Offered at 2 Colleges

Administration of Justice – NC & RCC

Biology – MVC & NC

Music – MVC & RCC

Physics – NC & RCC

ADTs Offered at 1 College

Art History - RCC

Chemistry - NC

Economics - RCC

Geography - RCC

Journalism - RCC

Theatre Arts - RCC

ADTs in Development

MVC

- Administration of Justice
- Elementary Teacher Education
- Kinesiology
- Social Work & Human Services

NC

- Art History
- Child and Adolescent Development
- Elementary Teacher Education
- Kinesiology

RCC

- Biology
- Chemistry
- Elementary Teacher Education
- Film, Television and Electronic Media
- Geology
- Kinesiology

ADT Summary

| MVC | NC | RCC | CSUSB |
|---|---|---|-------------------------|
| <i>Administration of Justice</i> | Administration of Justice | Administration of Justice | Criminal Justice |
| Anthropology | Anthropology | Anthropology | Anthropology |
| | <i>Art History</i> | Art History | Art History |
| Biology | Biology | <i>Biology</i> | Biology |
| Business Administration | Business Administration | Business Administration | Business Administration |
| | Chemistry | <i>Chemistry</i> | Chemistry |
| | <i>Child and Adolescent Development</i> | | <i>follow-up</i> |
| Communication Studies | Communication Studies | Communication Studies | Communication Studies |
| Computer Science | Computer Science | Computer Science | Computer Science |
| Early Childhood Education | Early Childhood Education | Early Childhood Education | <i>follow-up</i> |
| | | Economics | Economics |
| <i>Elementary Teacher Education</i> | <i>Elementary Teacher Education</i> | <i>Elementary Teacher Education</i> | <i>follow-up</i> |
| English | English | English | English |
| | | <i>Film, Television, and Electronic Media</i> | <i>follow-up</i> |
| | | Geography | Geography |
| | | <i>Geology</i> | Geology |
| History | History | History | History |
| | | Journalism | <i>follow-up</i> |
| <i>Kinesiology</i> | <i>Kinesiology</i> | <i>Kinesiology</i> | Kinesiology |
| Mathematics | Mathematics | Mathematics | Mathematics |
| Music | | Music | Music |
| Philosophy | Philosophy | Philosophy | Philosophy |
| | Physics | Physics | Physics |
| Political Science | Political Science | Political Science | Political Science |
| Psychology | Psychology | Psychology | Psychology |
| <i>Social Work & Human Services</i> | | | <i>follow-up</i> |
| Sociology | Sociology | Sociology | Sociology |
| Spanish | Spanish | Spanish | Spanish |
| Studio Arts | Studio Arts | Studio Arts | Studio Arts |
| | | Theatre Arts | Theatre Arts |

Guided Pathways

Four Pillars of Pathways

CLARITY

INTAKE

SUPPORT

LEARNING

Equity, Social Mobility, Economic Health for All Students

Guided Pathways

Clarify the path

- Create clear curricular pathways to employment and further education

Choose & enter

- Help students choose and enter their pathway

Stay on path

- Help students stay on their path

Ensure learning

- Ensure that learning is happening with intentional outcomes



Target:

Double the number of RCCCD transfer students to CSUSB over the next 5 years

Transfer Strategies

Implement Guided Pathways for 2 (RCCD) + 2 (CSUSB)

Facilitate cross-enrollment for RCCD students to take CSUSB courses

- Offer CSUSB courses at MVC, NC, & RCC

Develop near-peer mentor program in which CSUSB students who transferred from RCCD mentor current RCCD students

Provide summer bridge experience for RCCD students at CSUSB

Work to ensure RCCD transfer students receive needed levels of financial support

Develop joint grants to support students academically and financially



Discussion Questions

Do any RCCD students who transfer to CSUSB still need remediation? Do courses need to be repeated?

Do RCCD students receive priority for impacted programs?

What are the GPA requirements for acceptance?

Would CSUSB be able to offer classes at RCCD colleges?

Could CSUSB and RCCD develop articulation agreements for majors that are not on the schedule for ADT development? For what programs?

Will transfer students expect to have at CSUSB the same type of financial support they had at RCCD?

How can CSUSB and RCCD enhance collaboration in the Counseling area to better support transfer?