Meeting Minutes

DLR Group
Architecture Engineering Planning Interiors

1650 Spruce Street, Suite 300
Riverside, CA 92507

Meeting Date	08.26.2021
To	Hussain Agah, Mehran Mohtasham, Myra Nava
From	DLR Group
Location	via ZOOM
Project	RCCD: Sustainability and Climate Action Plan
Project No.	N/A
Attendees	Linsey Graft, Lindsey Perez, Leigh Anne Jones, Chris Lawrence, Shona O'Dea, Prem Sundharam, Isheanesu Tendayi, Hussain Agah, Myra Nava, Steve Marshall, Debra Mustain, Andy Aldasoro, Tonya Huff, Robert Beebe, Mehran Mohtasham, Majd Askar, Pete Lomas, Bart Doering, Maxwell Murphey,
Purpose	District Kickoff Meeting

Agenda:

- **Welcome (5 minutes)**
  - Opening Remarks (Hussain Agah)
  - Be Present Exercise (Leigh Anne)
- **Project Information (10 minutes)**
  - DLR Group Team Introduction
  - Integrated Planning Approach
  - Schedule / Engagement
  - Roles and Responsibilities– District Sustainability Committee
- **Activity (30 minutes)**
  - Mural Overview
  - Introduce yourselves
  - Share your personal and professional passion towards sustainability
- **Presentation: Our Process (30 minutes)**
  - Include Key Definitions
  - Education
- **Activity (30 minutes)**
  - Share some past successes of your committee?
  - Share some challenges your campus or this committee has encountered?
  - What excites you about this process?
- **Next Steps (5 minutes)**
  - Introduction of the VALUES workshop

Minutes:

- Welcome (**See attached slides**, 1-5)
  - All meetings will be recorded, and minutes posted for any District Sustainability Committee member unable to attend sessions.
  - FPD is meeting with DLR Group weekly to ensure the process of this project and engagement runs smoothly. Questions about upcoming meetings or workshop can be directed to Mehran Mohtasham.

- Project Information (slides 6-17)
  - DLR Group provided a brief overview the Integrated Planning Process, how the deliverables of this project will speak to other plans such as the District Strategic Plan, College's Strategic Plan, etc.
  - DLR Group described the deliverables of this project and denoted this process will have a lot of terminology we will review.
    - Reference attached **Key Terms** to learn more about some of the terminology that will be discussed throughout the life of this project.
  - DLR Group provided a schedule and engagement overview. Evelyn has been working with the committee on scheduling the sessions through the end of the year. Please reach out to Evelyn if you do not have future sessions on your calendar.
- Activity (**See Mural PDF attached**)
  - Throughout the process, DLR Group will use Mural for virtual engagement sessions. DLR Group provided an overview of the tool allowing members of the committee to practice using the tool.

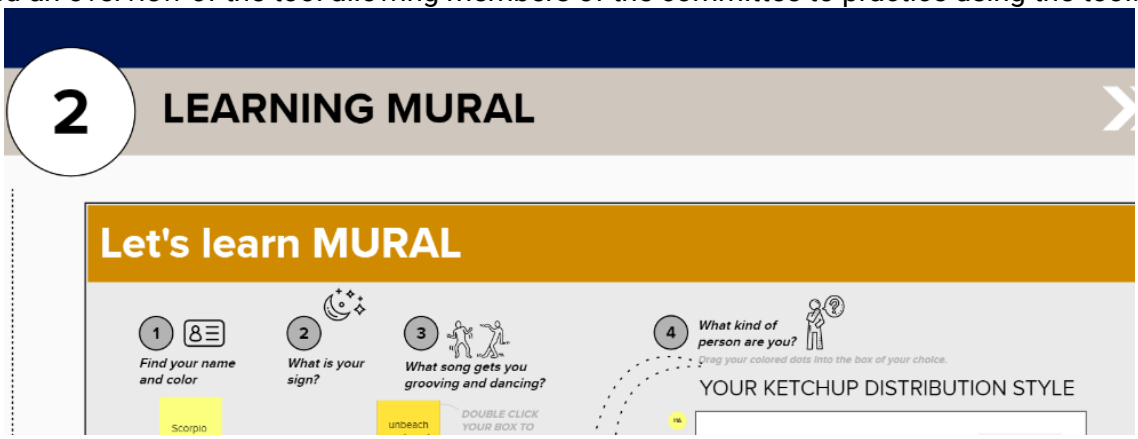

  - Following the Mural introduction, we spent time learning from committee members what persona and professional passion they bring to this process regarding sustainability.

- Presentation: Our Process (slides 20-56)
  - DLR Group provided a deeper look our deliverables and the process we will take over the next 12 months.
- Activity (**See Mural PDF attached**)
  - Following DLR Group's overview of the process and the deliverables, we went back into mural for more engagement with the committee. We asked three questions:

- Share some past successes of your campus and this committee.
- Share some challenges your campus and/or this committee have encountered.
- What excites you about this process and this committee?

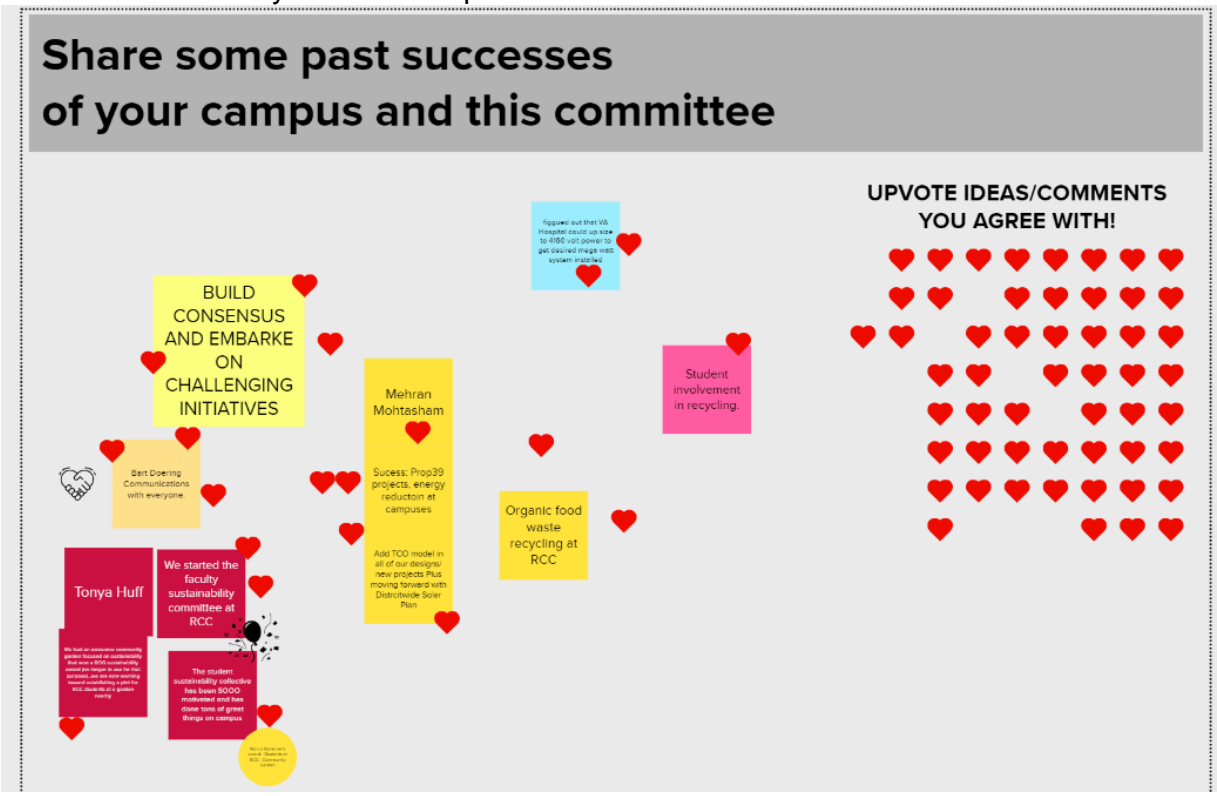

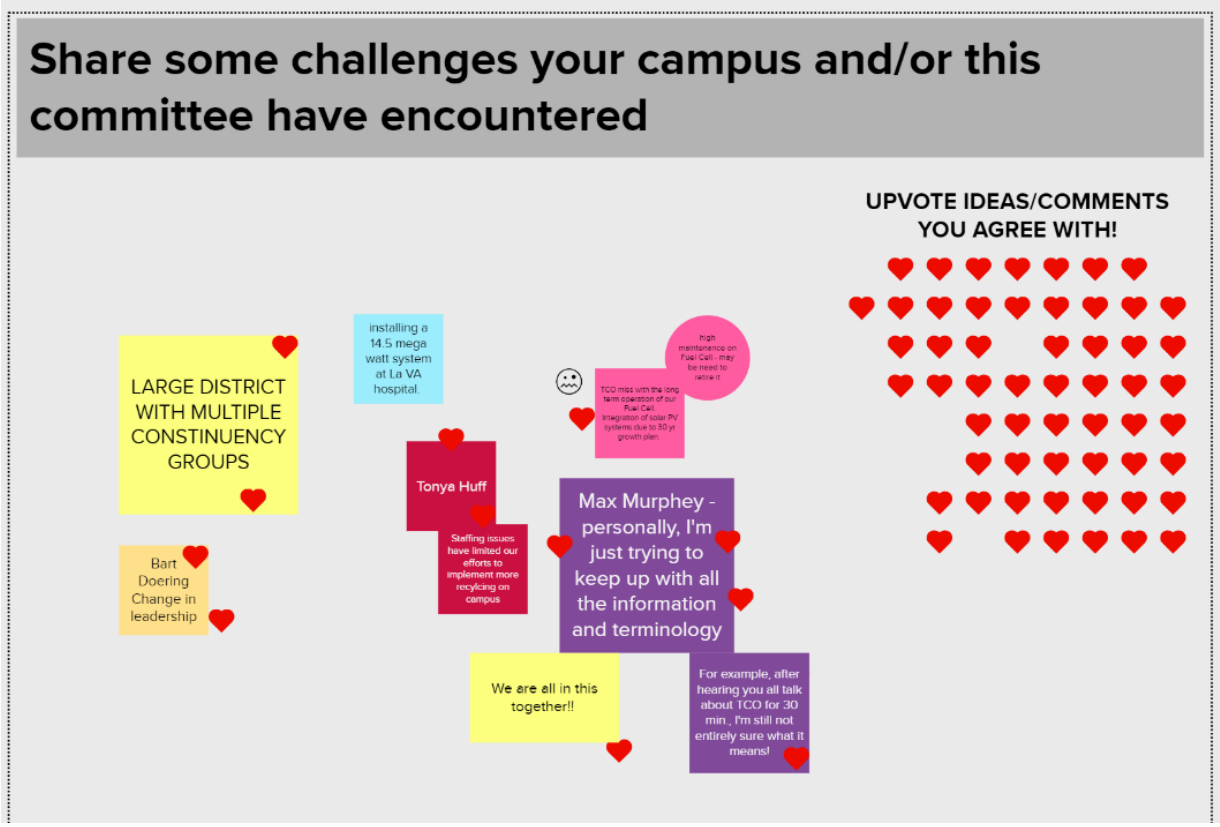

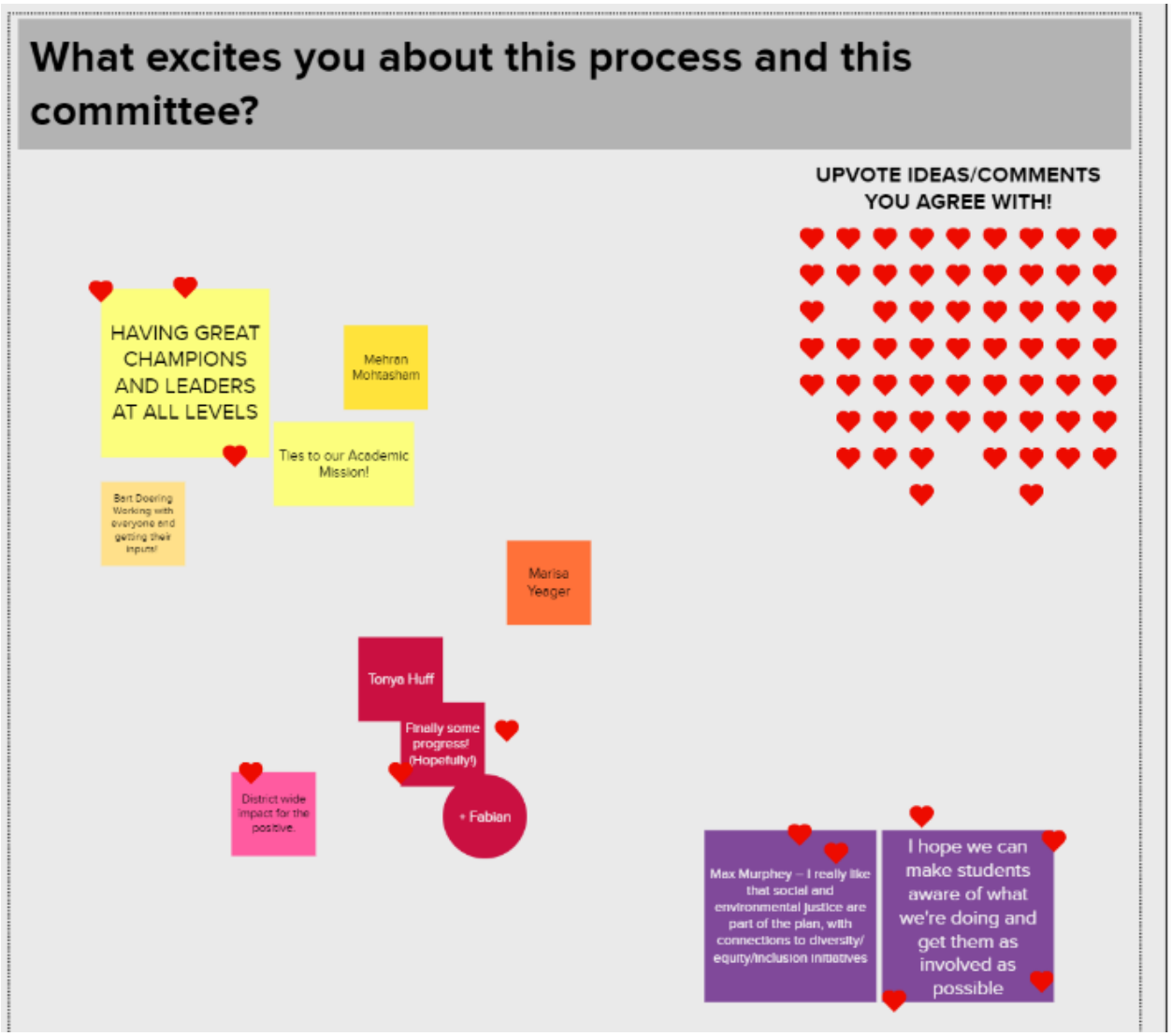

- **Next Steps (Slides 58-62)**
  - Before closing the session, we briefly described our next workshop, VALUES. VALUES is a framework we use for discovering what topics around sustainability and climate are important to our clients and their stakeholders. We will be conducting 7 VALUES sessions in September. In these sessions, participates will review and discuss our cards and denote which topics are important. Your VALUES coupled with the BOG updated policy around Sustainability and Climate Action will give us a great start to discuss short, mid and long term goals.
    - Please reference attached **VALUES homework** if you would like to familiarize yourself with the topics in the framework prior to our session. This homework is optional.

RCCD

RIVERSIDE COMMUNITY COLLEGE DISTRICT

DISTRICT SUSTAINABILITY COMMITTEE

1 WORKSHOP 01: SLIDE DECK

2 LEARNING MURAL



3 ACTIVITIES



2021 SUSTAINABILITY AND CLIMATE ACTION PLAN

District Sustainability Committee

Kick-Off Meeting

August 26, 2020

RCCD | RIVERSIDE COMMUNITY COLLEGE DISTRICT

Today's Agenda

- **Welcome (5 minutes)**
  - Opening Remarks (Hussain Agah)
  - Be Present Exercise (Leigh Anne)

- **Project Information (10 minutes)**
  - DLR Group Team Introduction
  - Integrated Planning Approach
  - Schedule / Engagement
  - Roles and Responsibilities– District Sustainability Committee

  Activity (30 minutes)
  - Mural Overview
  - Introduce yourselves
  - Share your personal and professional passion towards sustainability

- **Presentation: Our Process (30 minutes)**
  - Include Key Definitions
  - Education

  Activity (30 minutes)
  - Share some past successes of your committee?
  - Share some challenges your campus or this committee has encountered?
  - What excites you about this process?

- **Next Steps (5 minutes)**
  - Introduction of the VALUES workshop

Sustainability Committee Members

District Office

- **Hussain Agah** - Associate Vice Chancellor
- **Mehran Mohtasham** - Director of Capital Planning
- **Bart Doering** - Facilities Development Director
- **Marisa Yeager** - Director, Government Relations
- **Myra Nava** - Classified Representative

Moreno Valley College

- **Fabian Biancardi** – Professor, Academic Senate
- **Kemari Wofford** – Student Representative, College Students Association
- **Majd Askar** - Interim Vice President, Business Services
- **Ron Kirkpatrick** - Director, Facilities M&O
- **Pending** – Classified Representatives

Norco College

- **Maxwell Murphey** - Associate Faculty, Academic Senate
- **Isaac Nunez** - Student Representative, College Students Association
- **Michael Collins** - Vice President, Business Services, Business Services Office
- **Steven Marshall** - Director, Facilities M&O
- **Andy Aldasoro** - Classified Representative

Riverside City College

- **Garth Schultz** – Associate Professor, Faculty Association
- **Tonya Huff** – Assistant Professor, Academic Senate
- **Jordyn Villanueva** - Student Representative, College Students Association
- **Albert Jaramillo** – Student Representative, College Students Association (Alternate)
- **Chip West** - Vice President, Business Services, Business Services Office
- **Robert Beebe** - Interim Director, Facilities M&O
- **Peter Lomas** - Classified Representative

Ground In and Be Present

- Close your eyes (if are comfortable to do so)
- Relax your thoughts
- Close your email
- Flip over your cell phone
- Appreciate this time we have together
- Take a deep breath
- Get ready to dig deep into what is most important to you

01 15 mins

Project Introduction

Your Team

Leigh Anne Jones
Principal in Charge

Chris Lawrence
Project Manager

Prem Sundharam
Total Cost of Ownership Leader

Lindsey Perez
Sustainability and Climate Action Plan Leader

Linsey Graff
Engagement/STARS Leader

Shona O'Dea
Integrated Energy Master Plan Leader

About DLR Group

400+
energy projects in last 5 years

80%
repeat clients

700+
higher education projects in the last 10 years

140 community college clients nationwide

1200+
employee-owners

45 California community college clients

Integrated Planning Approach

Connecting to other Plans
District Strategic Plan
College's Strategic Plan
College's Educational Master Plan
College's Facilities Master Plan
District Five-year Capital Construction Plan
College's Operational and Maintenance Plan
Fiscal Plan
Solar Planning Initiative

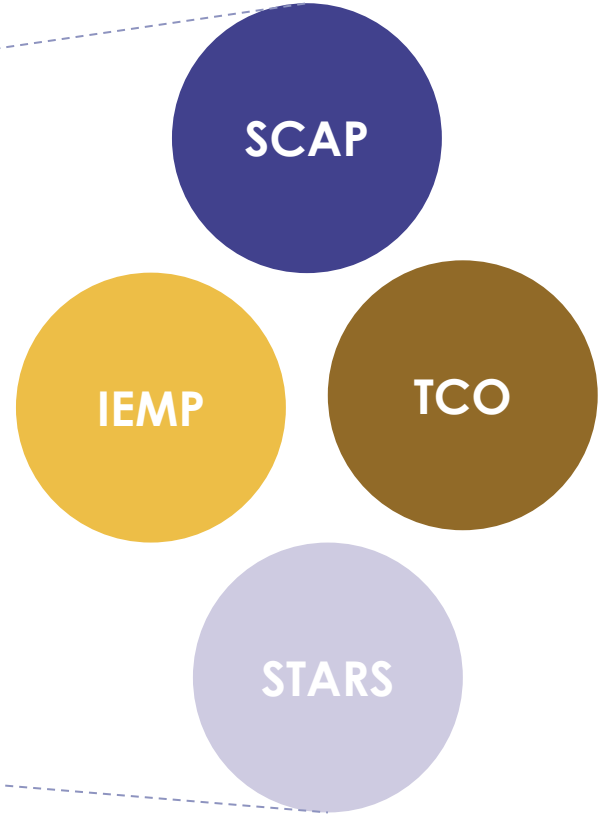

Scope and Deliverables

SCAP

Sustainability and Climate Action Plan

Establish an implementable roadmap towards holistic sustainability goals which sets RCCD up as a leader in addressing Environmental Stewardship and Climate Change.

IEMP

Integrated Energy Master Plan

Establish an implementable roadmap towards Carbon Neutrality and Net Zero Energy at each campus. We will benchmark against established and future goals.

TCO

Total Cost of Ownership Model

Develop a framework for cost-effective decision-making that identifies human and capital resources needed to address goals of the SCAP and IEMP. This is also included with the college's accreditation requirements.

STARS

AASHE Stars Report

Establish a roadmap toward peer group recognition of your sustainability efforts. AASHE Stars is a third-party reporting framework connecting sustainability in the built environment and academics.

Project Schedule

	2021							2022						Project Complete May 31, 2023
	Jun.	Jul.	Aug.	Sep.	Oct.	Nov.	Dec.	Jan.	Feb.	Mar.	Apr.	May	Jun.	
TASKS	TASK 1: Project Initiation			TASK 2: Research and Analysis				TASK 3: Implementation Phase						TASK 4: Verification and Monitoring
SCAP	Project Initiation			VALUES and Vision		Prioritization and Goals			Action Plan and Implementation			Final Plan		
IEMP				Campus Building Profiles	Energy Audits	Recommend ECMs			ECMs Finalized	Dashboard	Draft Plan	Final Plan	Final Approvals	
TCO				Identify Assets	Classify Assets	Decision Criteria	Funding Analysis		Costing Assets	Asset Decisions		Comprehe-sive Asset Plan	Final Approvals	
STARS														
Committee Workshop			Kick-Off Meeting	VALUES	Listening / Deep-Dives	Prioritization		Goal Setting		Action Plan	Draft Plan	Final Plan	Final Approvals	
Campus Work			President's Kick-off	VALUES	Open Houses	Campus Priorities	-	-	College Action Plan		Draft Plan		Final Approvals	
Deliverable Due														

We are here.

Engagement

Other Outreach and Engagement:
- *Local Universities/Colleges*
- *Utility Companies*
- *Agencies (transit, Cities, County, etc.)*

Riverside Community College District

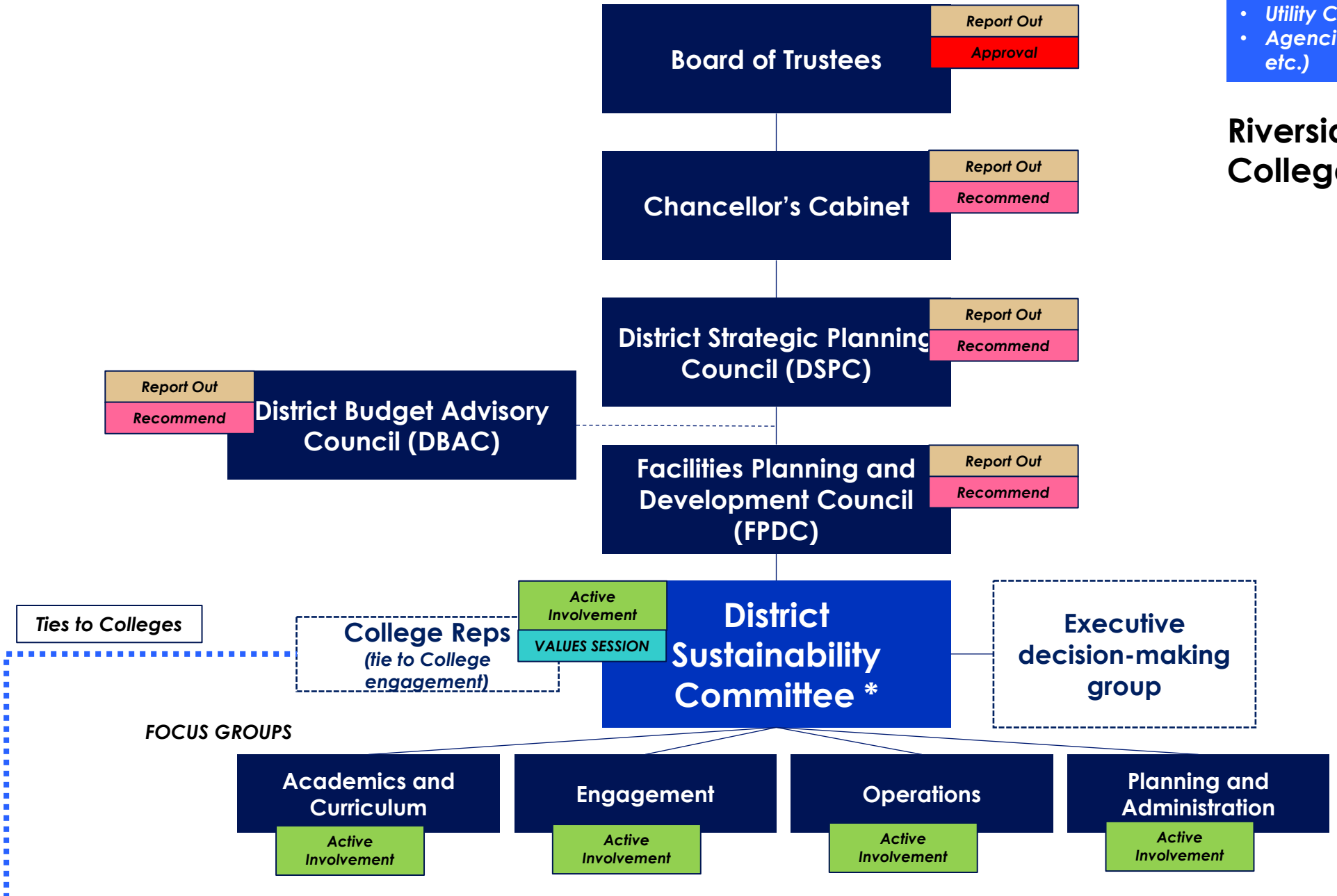

Engagement

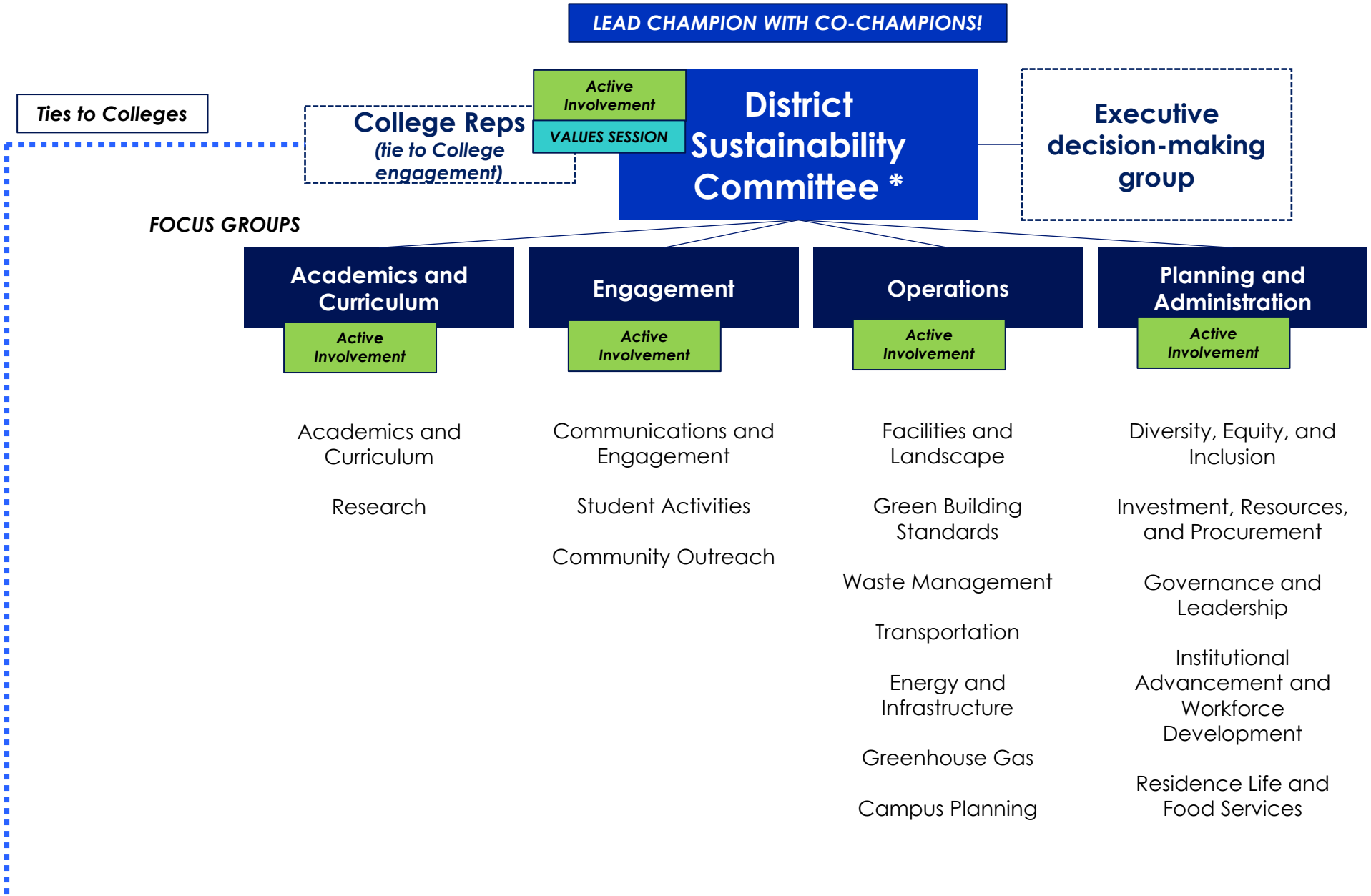

District Sustainability Committee: *

I. College Academic Senate Reps. (3)
II. District Faculty Association Rep. (1)
III. College Student Association Reps. (4)
IV. Classified Reps. – MVC, NC, RCC, District Office
V. Administrator Reps.
   I. College VPBS
   II. College Director FMO
   III. District Facilities Planning and Development
   IV. District Institutional Advancement and Economic Development

Engagement

Other Outreach and Engagement:
- *Open Houses*

Moreno Valley College

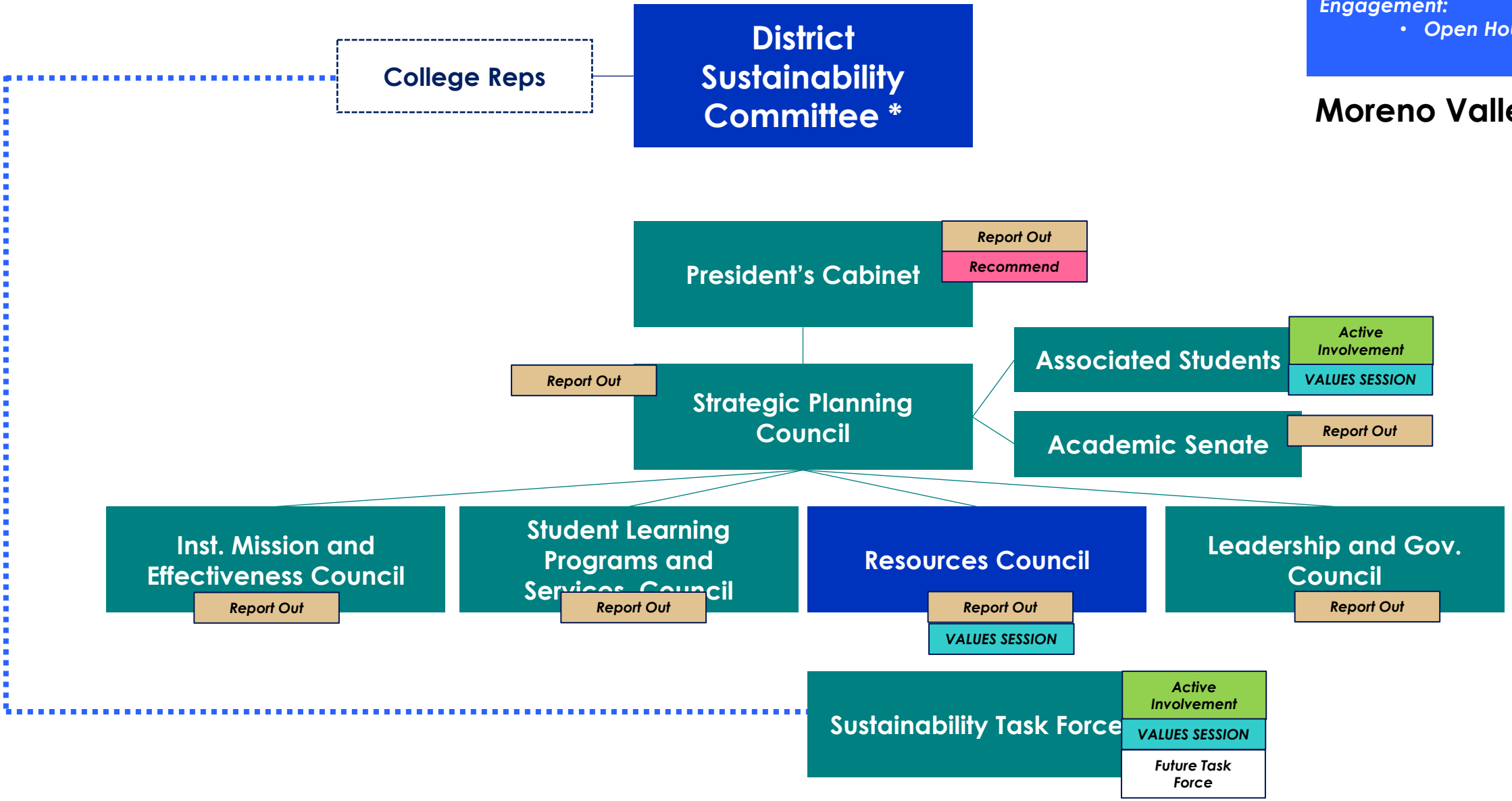

Engagement

Other Outreach and Engagement:
- *President's Advisory Board*
- *Open Houses*

Norco College

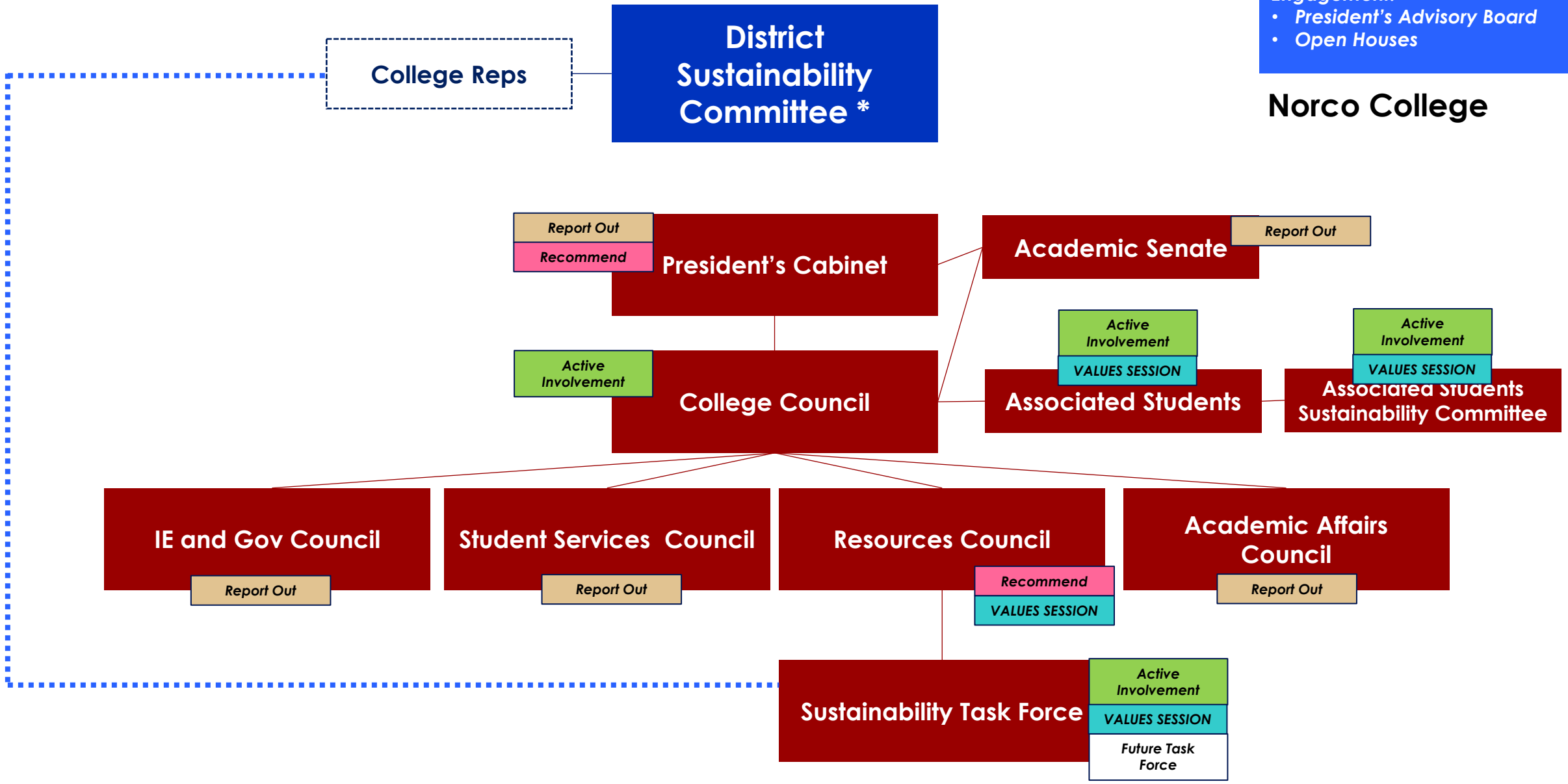

Engagement

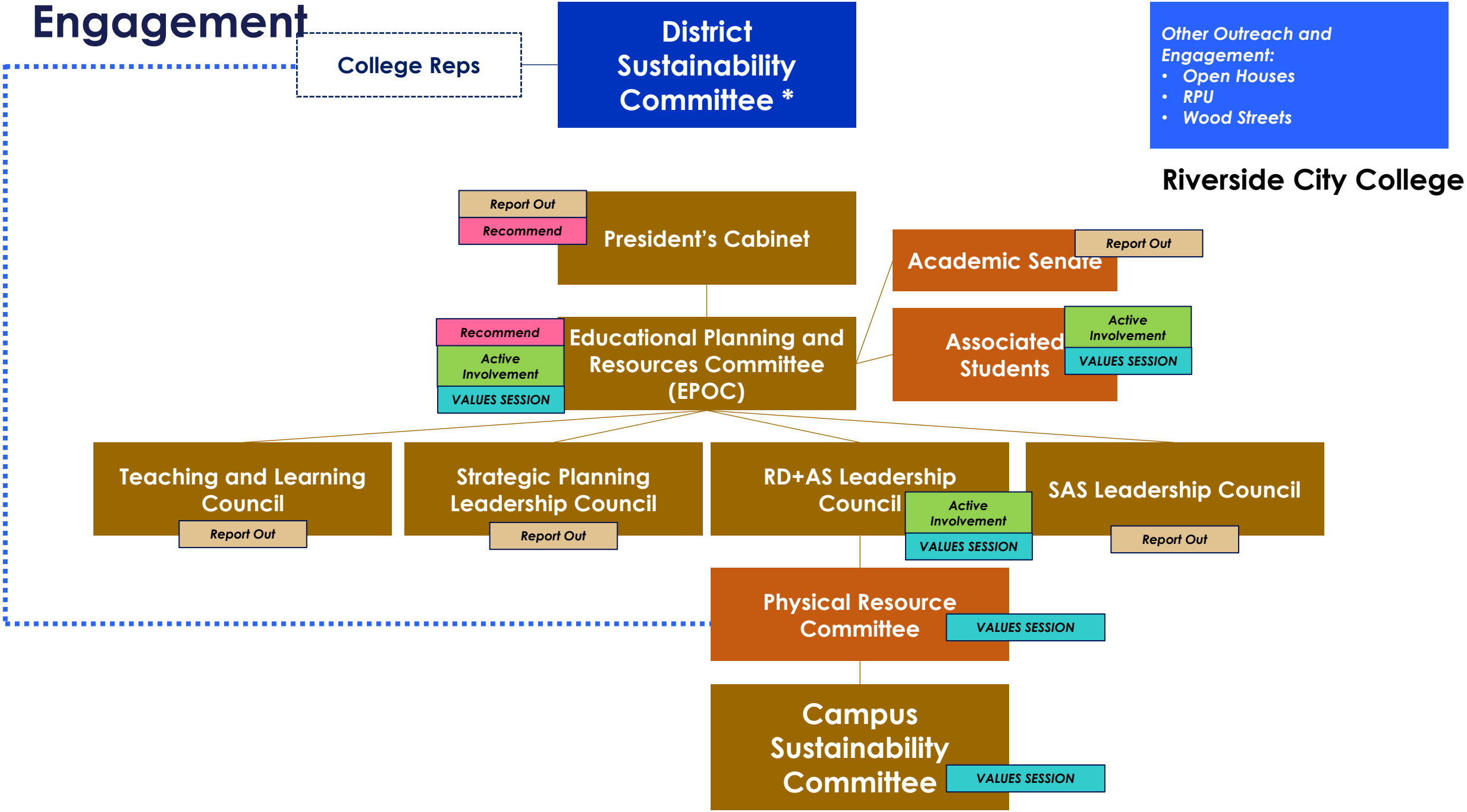
College Reps
District Sustainability Committee *
Other Outreach and Engagement:
• Open Houses
• RPU
• Wood Streets
Riverside City College
Report Out
Recommend
President's Cabinet
Academic Senate
Report Out
Recommend
Active Involvement
VALUES SESSION
Educational Planning and Resources Committee (EPOC)
Associated Students
Active Involvement
VALUES SESSION
Teaching and Learning Council
Report Out
Strategic Planning Leadership Council
Report Out
RD+AS Leadership Council
Active Involvement
VALUES SESSION
SAS Leadership Council
Report Out
Physical Resource Committee
VALUES SESSION
Campus Sustainability Committee
VALUES SESSION

Roles and Responsibilities

District Sustainability Committee

- ✓ **Center of the Engagement Universe**
- ✓ **Champion is FPD**
- ✓ **Monthly Milestone Workshops**
  - ✓ Participate
- ✓ **Sub-Committee Work:**
  - ✓ Data Gathering
  - ✓ Goal Setting
  - ✓ Metric Setting
  - ✓ Action Planning
- ✓ **Prioritize and Elevate Recommendations** around the District's Short-term, Mid-term, and Long-term Strategies
- ✓ **Advocates** for the Plan

District Office
- **Hussain Agah** - Associate Vice Chancellor
- **Mehran Mohtasham** - Director of Capital Planning
- **Bart Doering** - Facilities Development Director
- **Marisa Yeager** - Director, Government Relations
- **Myra Nava** - Classified Representative

Moreno Valley College
- **Fabian Biancardi** – Professor, Academic Senate
- **Kemari Wofford** – Student Representative, College Students Association
- **Majd Askar** - Interim Vice President, Business Services
- **Ron Kirkpatrick** - Director, Facilities M&O
- **Pending** – Classified Representatives

Norco College
- **Maxwell Murphey** - Associate Faculty, Academic Senate
- **Isaac Nunez** - Student Representative, College Students Association
- **Michael Collins** - Vice President, Business Services, Business Services Office
- **Steven Marshall** - Director, Facilities M&O
- **Andy Aldasoro** - Classified Representative

Riverside City College
- **Garth Schultz** – Associate Professor, Faculty Association
- **Tonya Huff** – Assistant Professor, Academic Senate
- **Jordyn Villanueva** - Student Representative, College Students Association
- **Albert Jaramillo** – Student Representative, College Students Association (Alternate)
- **Chip West** - Vice President, Business Services, Business Services Office
- **Robert Beebe** - Interim Director, Facilities M&O
- **Peter Lomas** - Classified Representative

02/03

30 mins

Learning MURAL + Activity #1

How to Collaborate!



Try the digital whiteboard

Log into MURAL

Click the link in the chat, and we will start with a quick tutorial!

https://app.mural.co/t/firstworkspace3639/m/firstworkspace3639/1629732476974/2d1664c3edffb143a6603f757f0e3bddc7940baf?sender=lgraff4904



Not feeling MURAL today?

Use the Chat!

Open the Chat Box and we will move your responses to MURAL!

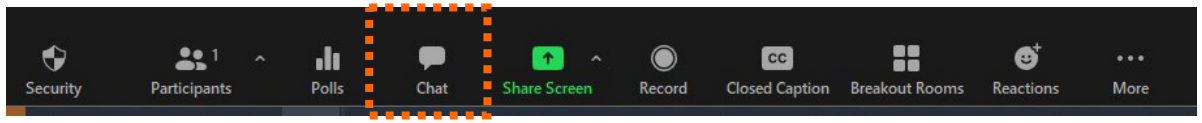

04 30 mins

Our Process

PHASE 01: VISIONING AND VALUES

- ✓ Lead Sustainability VALUES Workshop
- ✓ Host listening tours, focus groups and open forums with campus community
- ✓ Benchmark Energy Data for all campuses
- ✓ Create Campus Building Profiles

September - October

PHASE 02: PRIORITIES AND GOALS

- ✓ Synthesize the top VALUES for the District
- ✓ Establish priorities and discuss goals for short, mid and long-term
- ✓ Develop cost models around goals

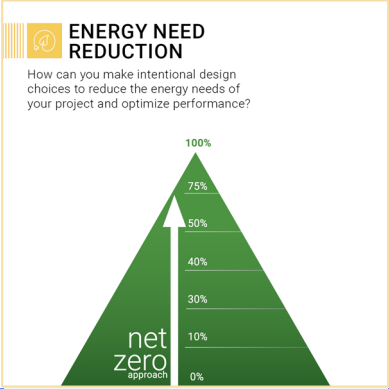





SEE	LED LIGHTING; UPGRADED HVAC SYSTEMS	SOLAR PANELS; CURRICULUM INTEGRATION	INCREASE IN COMMUNITY HEALTH
FEEL	COMFORTABLE	PRIDE; EDUCATED; ACCOMPLISHED; MADE A DIFFERENCE	REDUCTION IN EXTREME HEAT
MEASURE	REDUCTION IN HOT/COLD CALLS; ENERGY COST SAVINGS	SOLAR PV GENERATION; REDUCTION IN CARBON EMISSIONS	AIR QUALITY ON CAMPUS AND SURROUNDING COMMUNITY

November - January

PHASE 03: ACTION PLAN AND IMPLEMENTATION

- ✓ Document long-term vision and goals
- ✓ Identify short-term, mid-term and long-term initiatives to meet district goals.
- ✓ Develop total cost of ownership cost models for each goal, including personnel needed
- ✓ Present Draft Of Deliverables

February - April

Comprehensive Plans for Assets

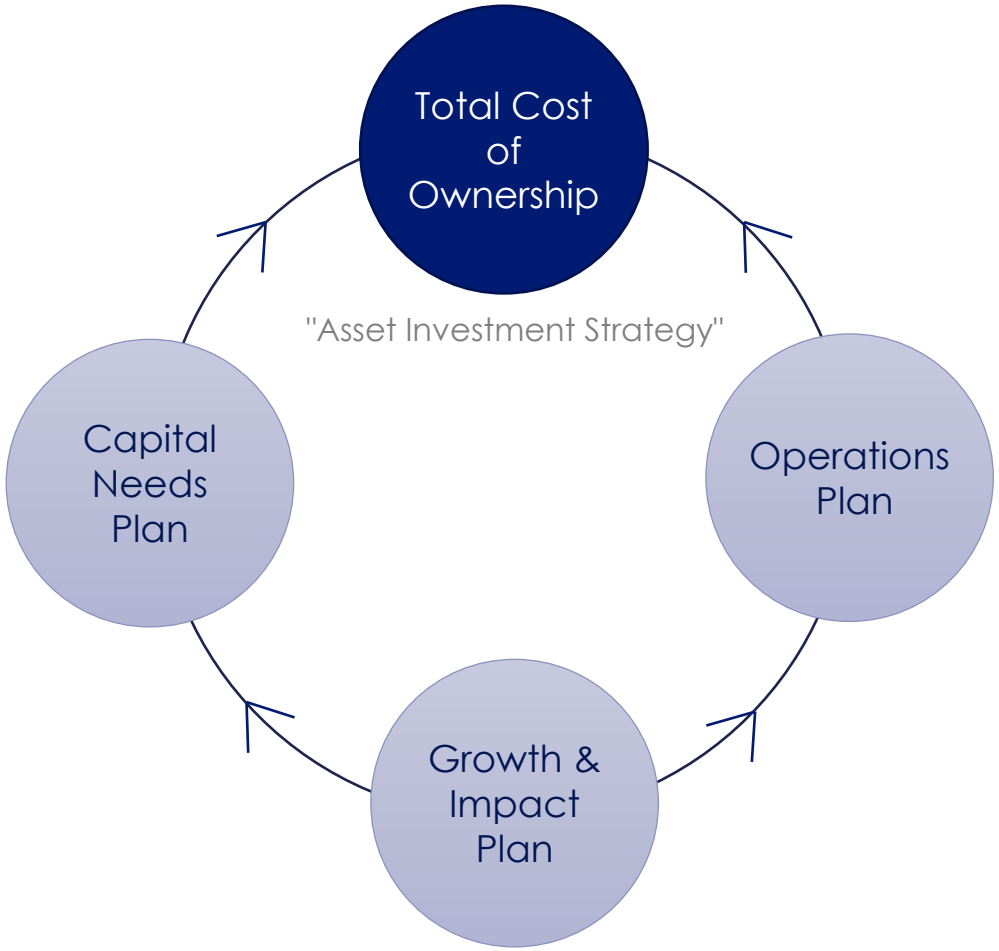

- Retrofit Project
- Improvement Projects
- Capital Renewal / Replacement
- Life-cycle Plan

- Work Hours / Human Power Needs
- Materials / Supplies Needs
- Equipment / Tools Needs
- Systems / Process Needs
- Energy & Utilities Plan

- Additions
- Additional Buildings / Facilities
- Space Plan
- Property Expansion

PHASE 04:
FINAL PLAN AND APPROVALS

- ✓ Final presentation adoption and approval
- ✓ Establish training needs for key district personnel
- ✓ Visualize Monitoring Dashboard of the Plans
- ✓ Fine tune and update the dashboard

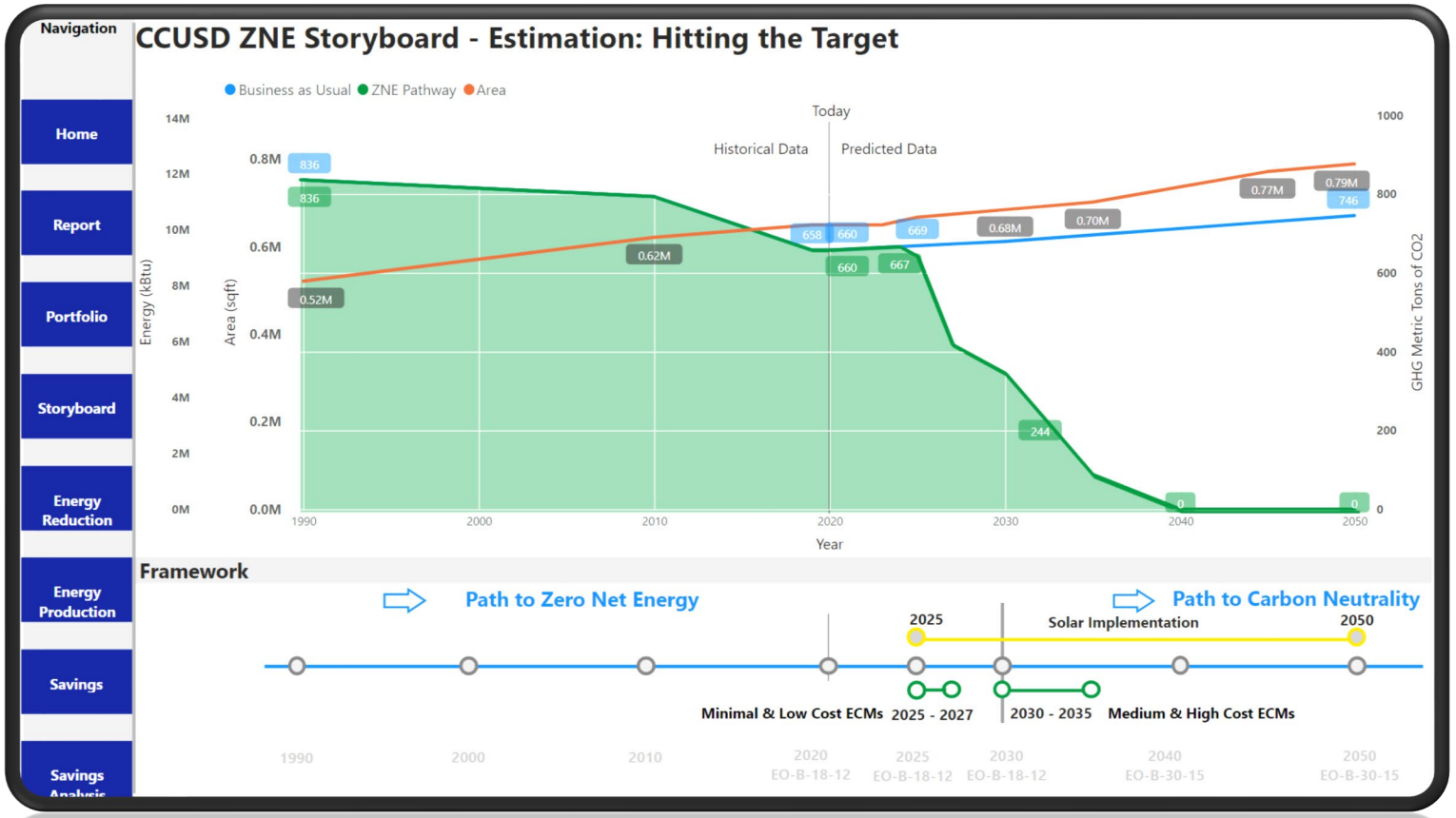

May - June

Scope and Deliverables

SCAP

Sustainability and Climate Action Plan

Establish an implementable roadmap towards holistic sustainability goals which sets RCCD up as a leader in addressing Environmental Stewardship and Climate Change.

IEMP

Integrated Energy Master Plan

Establish an implementable roadmap towards Carbon Neutrality and Net Zero Energy at each campus. We will benchmark against established and future goals.

TCO

Total Cost of Ownership Model

Develop a framework for cost-effective decision-making that identifies human and capital resources needed to address goals of the SCAP and IEMP. This is also included with the college's accreditation requirements.

STARS

AASHE Stars Report

Establish a roadmap toward peer group recognition of your sustainability efforts. AASHE Stars is a third-party reporting framework connecting sustainability in the built environment and academics.

Sustainability and Climate Action Plan

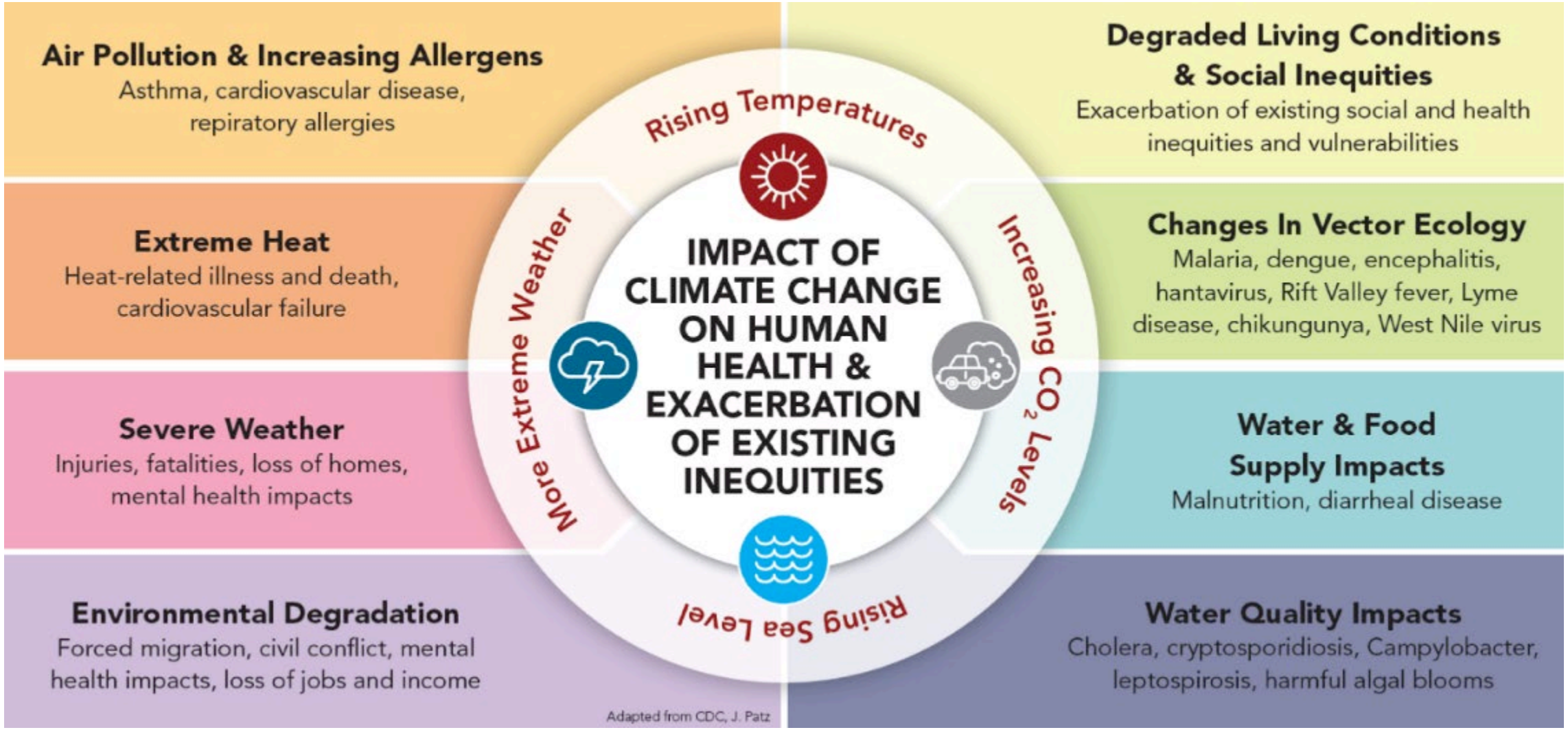

Figure 1. *Impact of Climate Change on Human Health and Exacerbation of Existing Inquities (Adapted from CDC, J. Patz).*

Sustainability and Climate Action Plan

Creating your hierarchy of priorities.

We work together to find what is most important and what has the most impact regarding your long-term goals.

Example:

System Effort and Goals

CALIFORNIA COMMUNITY COLLEGES CLIMATE CHANGE AND SUSTAINABILITY EFFORTS AND GOALS

Category	Sub-Category	2022 Benchmark	2025 Build and Institutionalize	2030 Improve and Reassess
Planning and Administration	• Justice, Equity, Diversity, and Inclusion	• Form a diversity and equity committee, office and/or officer, and/or make diversity training and activities available. • Perform a structured assessment to improve diversity, equity and inclusion on campus. • Formulate policies, programs or initiatives to support underrepresented groups and foster a more diverse and inclusive campus community.	• Continue with 2022 goals. • Amend Board policies and Administrative Procedures to bolster climate/environmental justice efforts. • Develop education, outreach and marketing materials in prevailing native languages of student population. • Hold a minimum of one annual event underscoring the intersectional relationship of environment, climate and social inequities.	• Continue with 2025 goals. • The workforce at all levels, including the composition of the board and senior leadership, reflects gender parity and the intersectional diversity of campus stakeholders. • Students, staff, faculty and community members feel included, respected and heard and are clearly represented in decision-making.

System Effort and Goals

CALIFORNIA COMMUNITY COLLEGES CLIMATE CHANGE AND SUSTAINABILITY EFFORTS AND GOALS

Category	Sub-Category	2022 Benchmark	2025 Build and Institutionalize	2030 Improve and Reassess
Planning and Administration (Continued)	• Justice, Equity, Diversity, and Inclusion	• Collect data related to the institution's accessibility and affordability to low-income students.	• Establish key performance indicators of social and environmental justice efforts.	• Campus has achieved equity in policies, practices and performance in hiring, retention, job placement, advancement and promotion rates across the workforce, and specifically as it applies to historically disadvantaged and underrepresented groups.

System Effort and Goals

CALIFORNIA COMMUNITY COLLEGES CLIMATE CHANGE AND SUSTAINABILITY EFFORTS AND GOALS

Category	Sub-Category	2022 Benchmark	2025 Build and Institutionalize	2030 Improve and Reassess
Planning and Administration (Continued)	• Coordination and Planning	• Have at least one sustainability committee, office, and/or officer tasked by the administration or governing body to advise on and implement policies and programs related to sustainability on campus. • Have a published plan that includes measurable sustainability objectives and/or include the integrated concept of sustainability in the institution's highest guiding document.	• Update to 2022 plan • Peer or Independent STARS Reporting Assurance	• Update to 2025 Plan

System Effort and Goals

CALIFORNIA COMMUNITY COLLEGES CLIMATE CHANGE AND SUSTAINABILITY EFFORTS AND GOALS

Category	Sub-Category	2022 Benchmark	2025 Build and Institutionalize	2030 Improve and Reassess
Planning and Administration (Continued)	• Coordination and Planning	• Ensure the sustainability committee and planning process follow Inclusive and Participatory Governance processes		

System Effort and Goals

CALIFORNIA COMMUNITY COLLEGES CLIMATE CHANGE AND SUSTAINABILITY EFFORTS AND GOALS

Category	Sub Category	2022 Benchmark	2025 Build and Institutionalize	2030 Improve and Reassess
Academics	• Academic Infusion and Curriculum Integration	• Inventory Academic Courses. • Conduct Sustainability Literacy Assessment. • Collaborate for Interdisciplinary and Transfer Pathways. • Form a working group for curriculum development across disciplines and course articulation with university partner institutions.	• Inventory Academic Courses - improve by 15% vs baseline. • Establish/identify learning outcomes. • Offer at least one AA or AS degree program. • Conduct Sustainability Literacy Assessment • Offer Incentives for Developing Courses. • Formalize the use of the Campus as a Living Laboratory. • Identify courses in catalogues and other communication materials to illuminate sustainability subject matter.	• Inventory Academic Courses - improve by 30% vs baseline. • Reassess Sustainability Literacy and trend to baseline and reassessment • Immersive Experience

System Effort and Goals

CALIFORNIA COMMUNITY COLLEGES CLIMATE CHANGE AND SUSTAINABILITY EFFORTS AND GOALS

Category	Sub-Category	2022 Benchmark	2025 Build and Institutionalize	2030 Improve and Reassess
Engagement	Campus Engagement: Strong collaborations and partnerships within and between the campus/district and the campus community.	• Highlight climate action and sustainability in Student Orientation • Highlight climate action and sustainability in Employee Orientation • Offer Professional Development for Curriculum Creation (i.e. flex day activities)	• Continue with measures from 2022 baseline • Highlight climate action and sustainability in outreach Materials and Publications • Conduct a structured assessment of Climate Action and Sustainability Culture on campus	• Continue with measures from 2022 baseline and 2025; improve score by 25% vs baseline

System Effort and Goals

CALIFORNIA COMMUNITY COLLEGES CLIMATE CHANGE AND SUSTAINABILITY EFFORTS AND GOALS

Category	Sub-Category	2022 Benchmark	2025 Build and Institutionalize	2030 Improve and Reassess
Engagement	Public Engagement: Strong collaborations and partnerships within and between the campus/district and the surrounding community	• Identify and develop Community Partnerships to support and promote sustainability activities and programs • Ensure consistency and healthy competition in inter-Campus Collaboration • Participate in and provide climate action and sustainability-oriented Community Service options	• Continuing Education • Participation in Public Policy	

System Effort and Goals

CALIFORNIA COMMUNITY COLLEGES CLIMATE CHANGE AND SUSTAINABILITY EFFORTS AND GOALS

Category	Sub-Category	2022 Benchmark	2025 Build and Institutionalize	2030 Improve and Reassess
Operations	Greenhouse Gas Emissions Reduction	• Conduct emissions inventory baseline and create a Climate Action plan.	• Reduce greenhouse gas emission to 30 percent below baseline or 1990 levels.	• Reduce greenhouse gas emission to 60 percent below baseline or 1990 levels in alignment with SB100.
Operations	Green Buildings	• Benchmark using Energy Utilization Intensity for each building • Develop ZNE and campus electrification Strategy • Conduct LEED and/or Well Assessment of existing buildings	• All new buildings and major renovations will be constructed as Zero Net Energy Ready. • All new building certified LEED or WELL Gold • Use of natural gas in buildings reduced by 30%	• All new buildings and major renovations will be constructed as Zero Net Energy. • All new building certified Zero Carbon • All existing buildings will be LEED O&M Gold or Well Gold equivalent • Use of natural gas in buildings reduced by 75%

System Effort and Goals

CALIFORNIA COMMUNITY COLLEGES CLIMATE CHANGE AND SUSTAINABILITY EFFORTS AND GOALS

Category	Sub-Category	2022 Benchmark	2025 Build and Institutionalize	2030 Improve and Reassess
Operations	Energy	• Establish a campus Energy Use Intensity score • Conduct Effective useful Life analysis of all gas using appliances and systems; plan for electrification of systems with EUL of <10 years	• Decrease EUI by 25% compared to the campus benchmark • Produce or procure 75% of site electrical consumption on an annual basis using renewable energy	• Decrease EUI by 40% compared to the campus benchmark • Accomplish Net Zero Energy Campus
Operations	Water	• Benchmark potable water usage and create a water balance • Identify potential non-potable water resources • Create a landscape zoning map and irrigation metering strategy • Adopt the CCC Model Stormwater management program	• Reduce potable water usage from baseline level by 25% • Landscape irrigation systems of 2,500 square feet or greater shall be separately metered (unless using local or municipal reclaimed water system.	• Reduce potable water usage from baseline level by 50% • Stormwater runoff and discharge shall be limited to predevelopment levels for temperature, rate, volume and duration (cont'd)…

System Effort and Goals

CALIFORNIA COMMUNITY COLLEGES CLIMATE CHANGE AND SUSTAINABILITY EFFORTS AND GOALS

Category	Sub-Category	2022 Benchmark	2025 Build and Institutionalize	2030 Improve and Reassess
Operations	Water	• Cont'd	• Landscape planting materials shall be 90% native species to the climate and geographical area of the College. • Irrigated turfgrass shall not exceed 50% of the landscaped areas on campus. • Follow MS4 requirements	• (cont'd) of flow through the use of green infrastructure and low impact development for the campus • Stormwater runoff and discharge shall be limited to predevelopment levels for temperature, rate, volume and duration of flow through the use of green infrastructure and low impact development for new buildings and major modifications

System Effort and Goals

CALIFORNIA COMMUNITY COLLEGES CLIMATE CHANGE AND SUSTAINABILITY EFFORTS AND GOALS

Category	Sub-Category	2022 Benchmark	2025 Build and Institutionalize	2030 Improve and Reassess
Operations	Waste	• Conduct Waste categorization assessment • Benchmark and Comply with Title 14, Division 2, Chapter 5 (Beverage Container Recycling and Litter Reduction Act) • Benchmark and Comply with Title 14, CCR Division 7. • Conduct total material consumption benchmark • Conduct an AB 341 Compliance assessment; Centralize reporting for waste and resource recovery	• Achieve zero waste to landfill • Conduct Circularity analysis • Reduce total material consumption v benchmark by 10%	• Maintain zero waste to landfill • Increase material circularity by 25% • Decrease consumption of materials by 25%

System Effort and Goals

CALIFORNIA COMMUNITY COLLEGES CLIMATE CHANGE AND SUSTAINABILITY EFFORTS AND GOALS

Category	Sub-Category	2022 Benchmark	2025 Build and Institutionalize	2030 Improve and Reassess
Operations	Purchasing and Procurement	• Benchmark sustainability characteristics of existing products and services • Adopt a sustainable procurement policy and administrative procedure • Purchase environmentally and socially preferable electronic products	• Increase procurement of sustainable products and services by 25% compared to benchmark levels.	• Increase procurement of sustainable products and services by 50% compared to benchmark levels.
Operations	Transportation	• Conduct accounting and conditions assessment of fleet vehicles • Assess remainder rolling stock for potential electrification • Develop EV Charging infrastructure to encourage faculty, staff and students use EV's	• 50% of new fleet vehicles are zero emission vehicles • 50% of rolling stock are zero emissions • Green parking permits	• 100% of new fleet vehicles are zero emission vehicles. • 100% of rolling stock are zero emissions

System Effort and Goals

CALIFORNIA COMMUNITY COLLEGES CLIMATE CHANGE AND SUSTAINABILITY EFFORTS AND GOALS

Category	Sub-Category	2022 Benchmark	2025 Build and Institutionalize	2030 Improve and Reassess
Operations	Transportation	• Promote accessible shared transport methods. • Pedestrian and bicycle access improvements		
Operations	Food Systems	• Sign the Real Food Campus Commitment • Benchmark sustainable food purchases in alignment with the Real Food Challenge guidelines, or equivalent.	• Increase campus sustainable food purchases vs baseline by 20 percent	• 80% of food served on campus meets the requirements of the Real Food Challenge or Equivalent

Integrated Energy Master Plan

- a long-term strategy of achieving significant reductions in energy, water, greenhouse gas emissions.

Integrated Energy Master Plan

- a long-term strategy of achieving significant reductions in energy, water, greenhouse gas emissions.

Discovery

Data Points

- Electricity Bills
- Gas Bills
- Water Bills
- Facility Manager Interviews
-
- Site Walkthrough

Integrated Energy Master Plan

- a long-term strategy of achieving significant reductions in energy, water, greenhouse gas emissions.

Analysis

EUI Comparison

17
CCHS EUI

23
District EUI

52
Region EUI

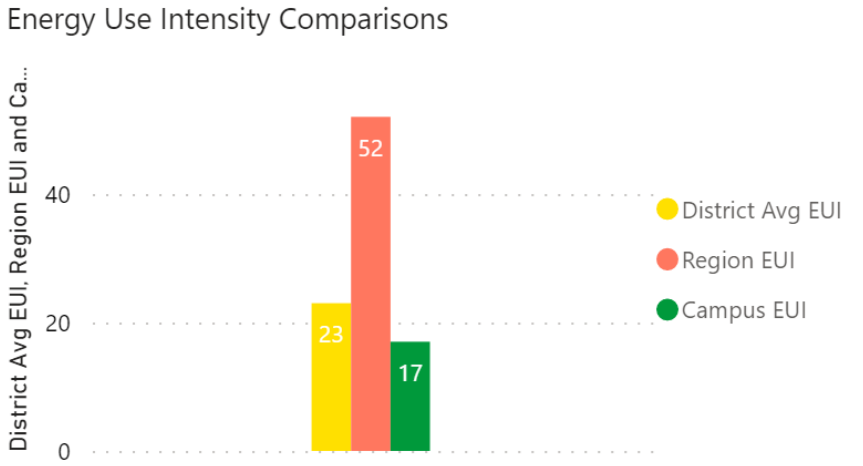

CCHS Building Average Energy Usage By Fuel Type 2017-2018

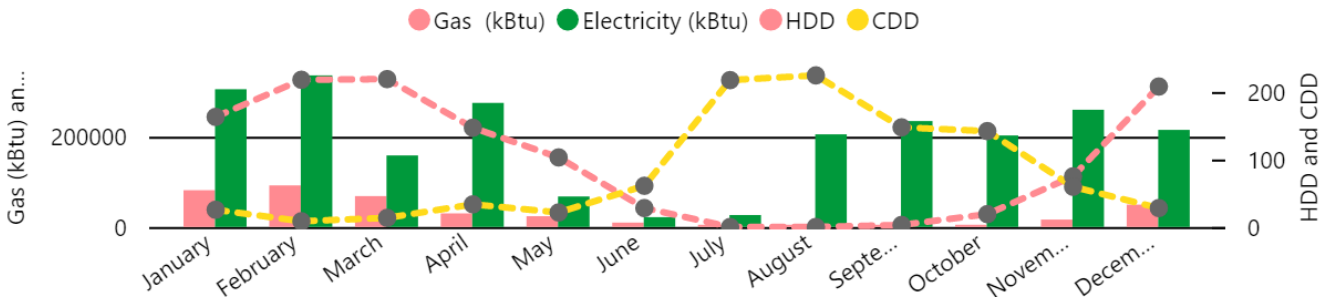

Integrated Energy Master Plan

- a long-term strategy of achieving significant reductions in energy, water, greenhouse gas emissions.

Recommendations

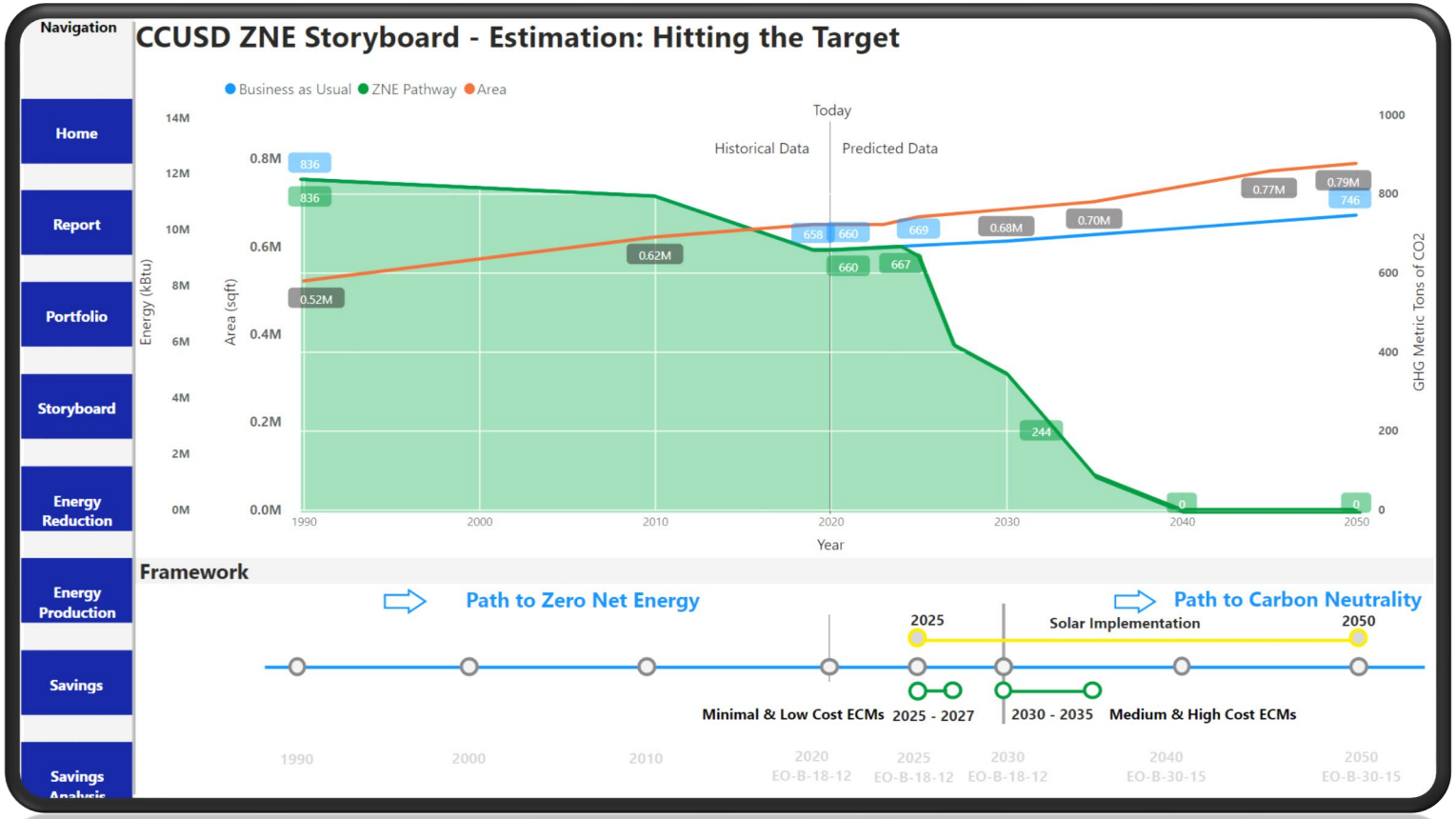

AASHE Stars: Measuring Your Vision

stars
a program of aashe

Remember those sub-committees? They were formed by the Stars framework!

Academic and Curriculum
58 Points

Curriculum
Research

Engagement
41 Points

Campus Engagement
Public Engagement

Operations
72 Points

Air and Climate
Buildings
Energy
Food and Dining
Grounds
Purchasing
Transportation
Waste
Water

Planning and Admin.
32 Points

Coordination and Planning
Diversity and Affordability
Investment and Finance
Wellbeing and Work

Innovation and Leadership
0.5 Points Each

Exemplary Practice and Innovation

AASHE Stars: Leading your Peers!

	Santa Rosa Junior College (BRONZE)
AASHE MEMBER, NO REPORT	Butte College
	De Anza College
	El Camino College
	Fullerton College
	Golden West College
	Los Angeles City College
	Los Angeles Community College District
	Modesto Junior College
	Occidental College
	Sacramento City College
	San Diego Mesa College
	Santa Barbara City College
	Santa Monica College
	West Los Angeles College

Because STARS is used by over 420 colleges and universities, RCCD's efforts to annually update its STARS report support peer comparisons with the District's peer group and beyond.

As part of this process, we recommend that RCCD become a member and start tracking progress!

AASHE Stars: A Tool for Measurement, but not Visioning

PERFORMANCE CATEGORIES OF STARS

ACADEMICS

Includes all categories *– will be important to identify what you are doing today, and from an academic perspective what you could be doing.*

ENGAGEMENT



OPERATIONS

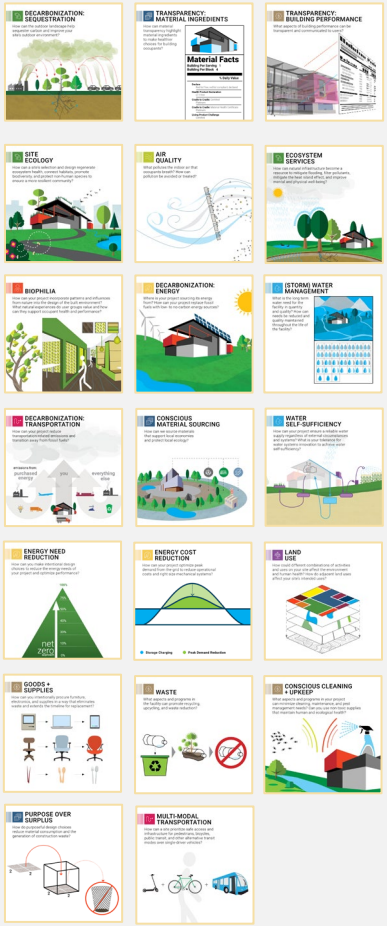

PLANNING AND ADMINISTRATION

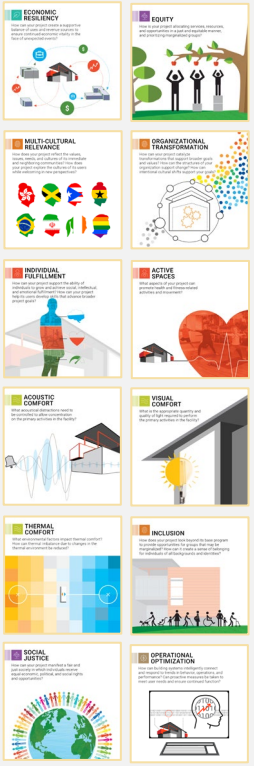

INNOVATION AND LEADERSHIP

- ***Emerging best practices***
- ***Initiatives*** *and outcomes that are a step beyond what is recognized in a standard credit*
- ***Exemplary initiatives and outcomes*** *that are only relevant to a minority of institution types or regions*
- ***Innovative programs and initiatives*** *that address sustainability challenges and are not covered by an existing credit.*

NOT MEASURED BY STARS

AASHE Stars: Academics and Curriculum

Curriculum
40 Points

- Academic Courses
- Learning Outcomes
- Undergraduate Program
- Graduate Program
- Immersive Experience
- Sustainability Literacy Assessment
- Incentives for Developing Courses

Research
18 Points

- Research and Scholarship
- Support for Sustainability Research
- Open Access to Research

Our collective goal will be to forge a true partnership between your sustainability efforts and your academic mission.

Total Cost of Ownership Model

SCAP

IEMP

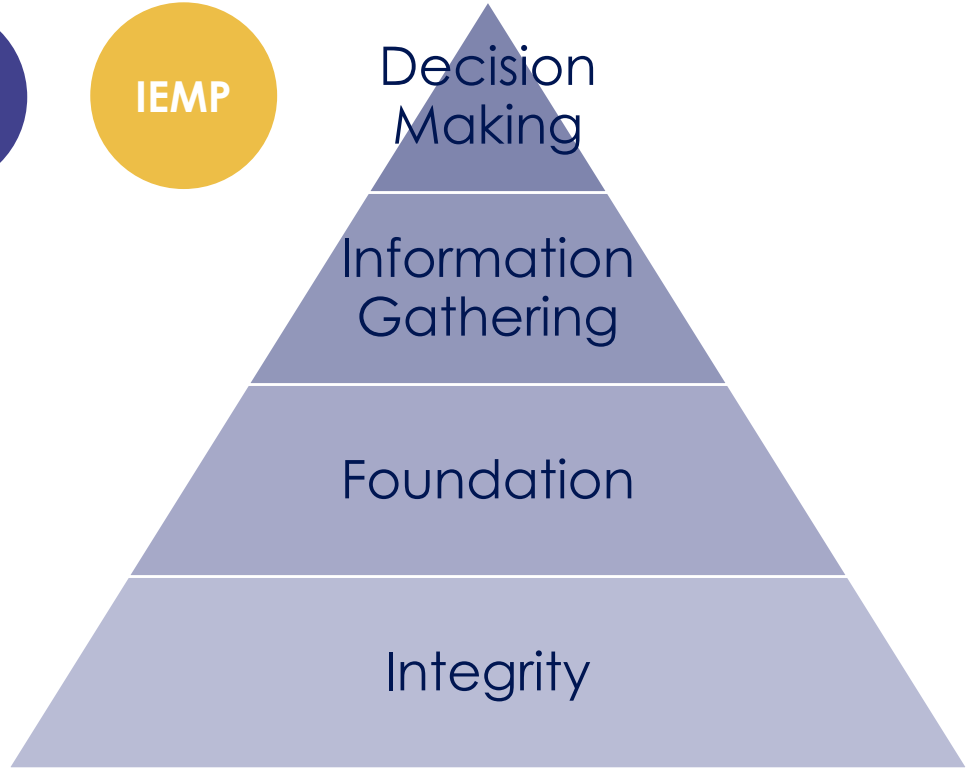

TCO Principles that provide a comprehensive approach to balance both the financial management and facilities management of an organization

Asset Decision
Asset Annual Funding
Asset Comprehensive Plan

Asset Costing
Asset Inspection
Asset Performance

Managed Assets & Asset Inventory
Global Location Hierarchy
Asset Classification

Asset information sharing
Asset Reporting
Data Management & Verification

APPA
LEADERSHIP IN EDUCATIONAL FACILITIES

Total Cost of Ownership Model

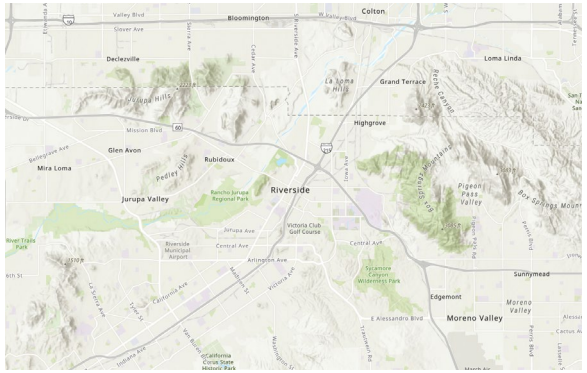

- Geographic Information Systems
- Horizontal Construction Information



- Vertical Construction Information

Managed Assets & Asset Inventory
Global Location Hierarchy
Asset Classification

Total Cost of Ownership Model

Total Cost of Ownership Framework	
A	Initial Asset Costs / First Costs (One Time)
A.1	Planning and Programming
A.2	Acquisition
A.3	Design
A.4	Construction/Site Development
A.5	Commissioning
B	Operations and Maintenance (Recurring)
B.1	Lease or Rental
B.2	Maintenance
B.3	Operations
B.4	Overhead and Administration
C	Utilities (Recurring)
D	Renewal
D.1	Replacement
D.2	Programmatic Upgrades
D.3	Improvements/Enhancements
E	End of Useful / Functional Life (One Time)
E.1	Sale/Adaptive Reuse
E.2	Resale Value/Salvage Value
E.3	Removal
E.4	Site Restoration/Remediation
E.5	Deconstruction/Recycling

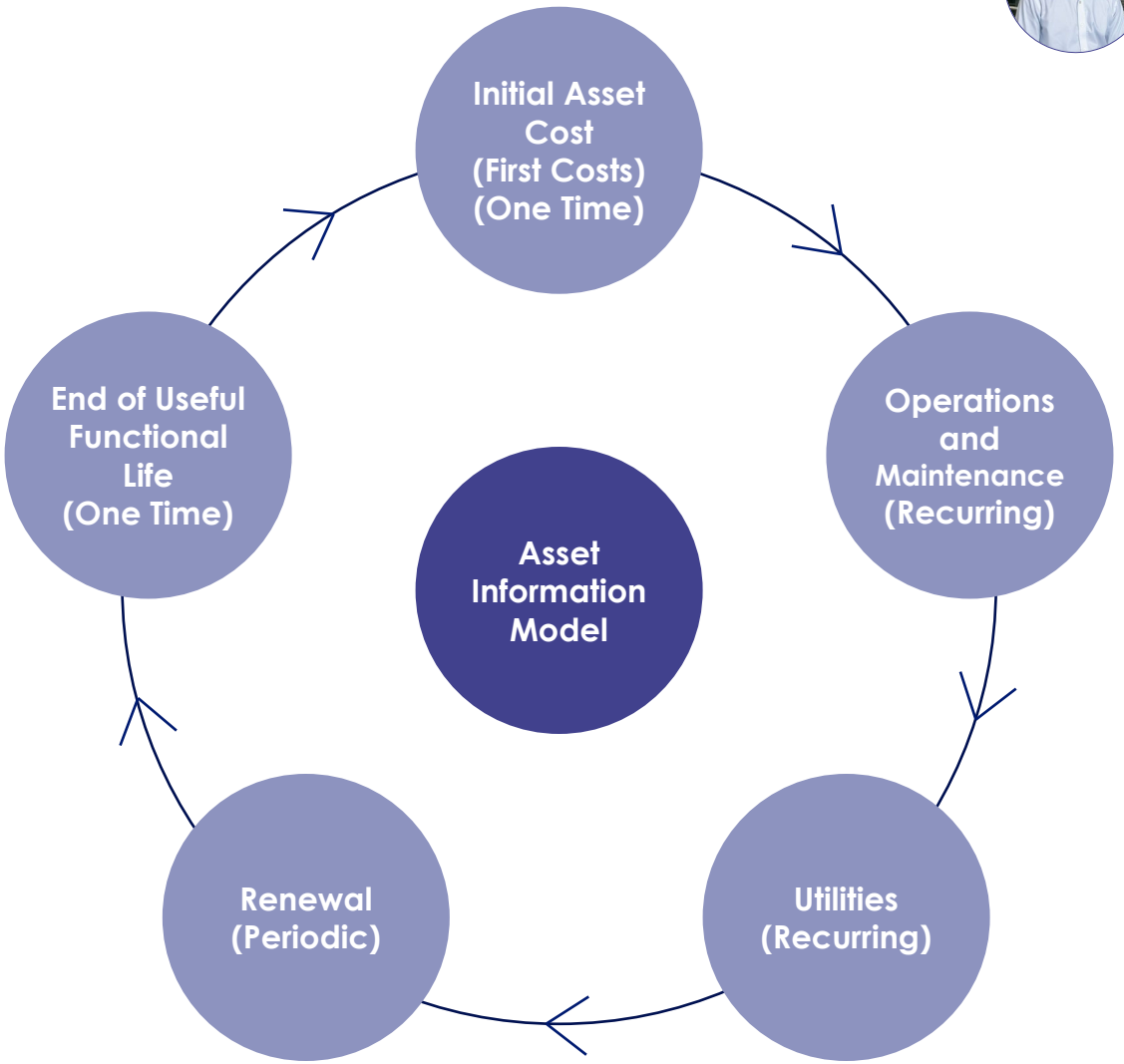

Asset Costing
Asset Inspection
Asset Performance

Total Cost of Ownership Model

Organization

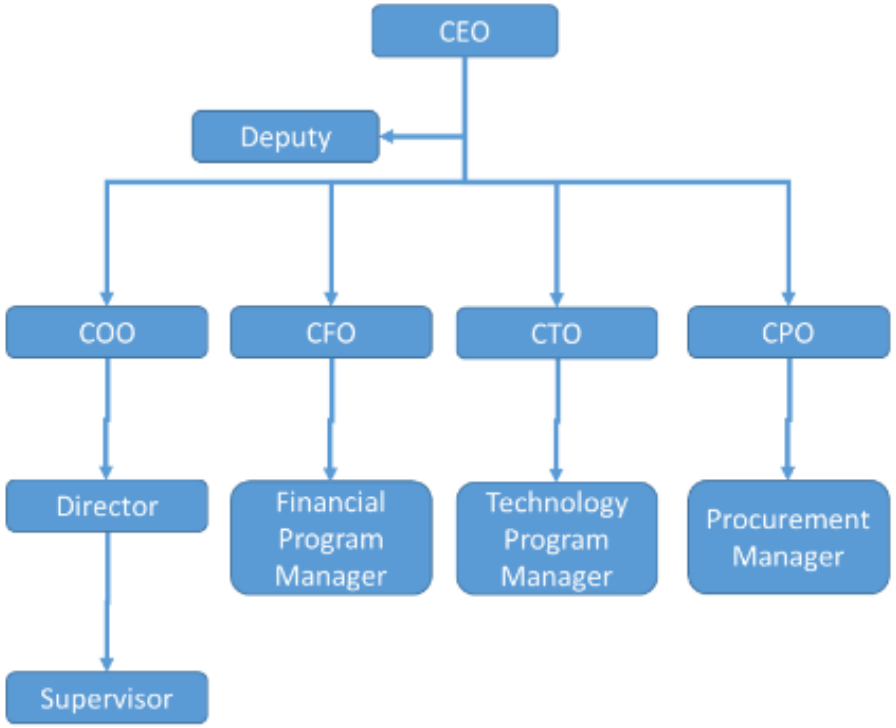

Reporting Needs

High Level Capital Investments / Reinvestment Plan (5 year, 10 year, 20 year)

Profit / Loss Statement with contribution by profit center, facility, business, market, or location

Performance by profit center, facility, business, market, or location

Performance by asset class or asset system (buildings, roadways, energy , source, manufacturing line, etc.

Performance by activity, productivity, or discipline

Asset information sharing
Asset Reporting
Data Management & Verification

Total Cost of Ownership Model

Comprehensive Plans for Assets

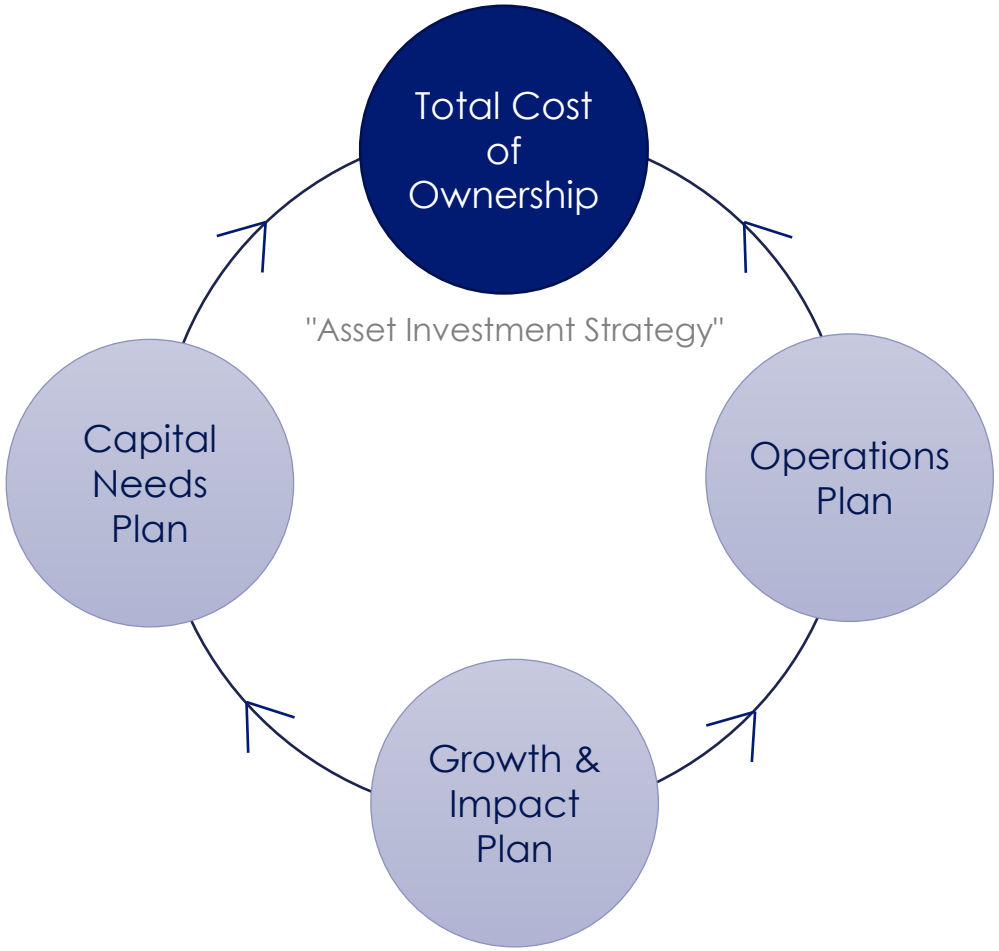

- Retrofit Project
- Improvement Projects
- Capital Renewal / Replacement
- Life-cycle Plan

- Work Hours / Human Power Needs
- Materials / Supplies Needs
- Equipment / Tools Needs
- Systems / Process Needs
- Energy & Utilities Plan

- Additions
- Additional Buildings / Facilities
- Space Plan
- Property Expansion

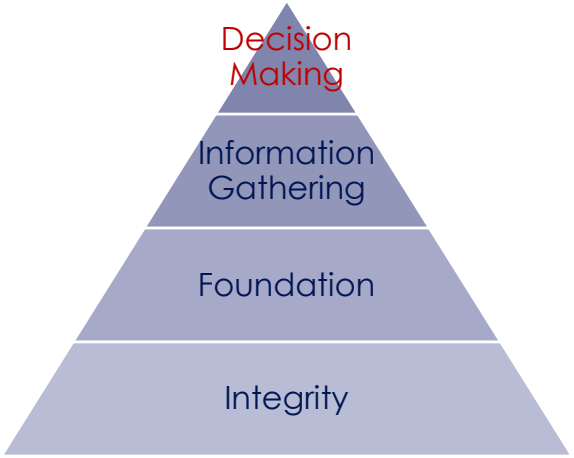

Asset Decision
Asset Annual Funding
Asset Comprehensive Plan

Integrated Planning Approach

Connecting to other Plans
District Strategic Plan
College's Strategic Plan
College's Educational Master Plan
College's Facilities Master Plan
District Five-year Capital Construction Plan
College's Operational and Maintenance Plan
Fiscal Plan
Solar Planning Initiative

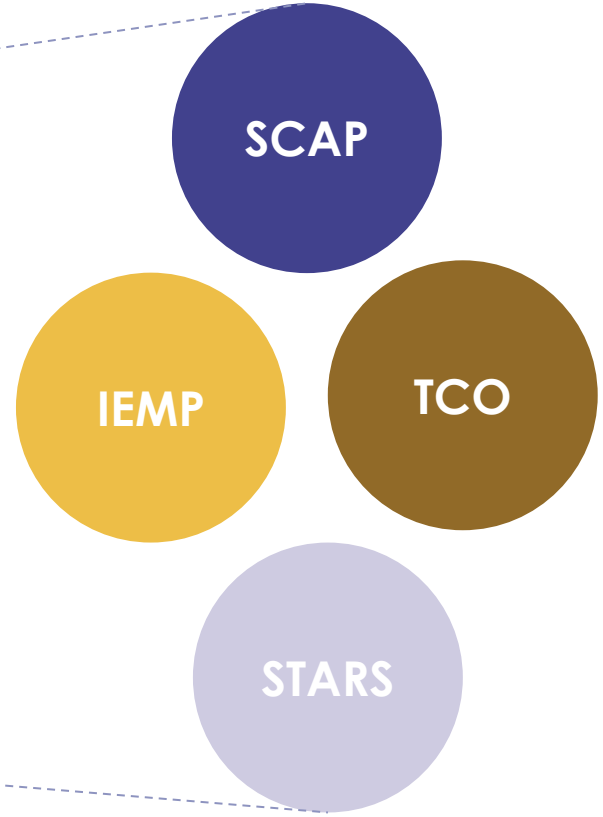

Connections

VALUES, CCCCO BOG Policy

SCAP

at district level

STARS

at district level

energy, water, carbon

IEMP

at campus level

why

X, Y, Z.. are important to us

how

discovering ways to achieve the why

what

deciding on strategies that work

when

timeline to implement strategies

who

resources needed to lead & champion strategies

outcomes

reporting progress on achievements

TCO

at district level

at campus level

05 20 mins

Activity #2

06 5 mins

Next Steps

What’s Next?

Session 01: VALUES Workshops

“What is VALUES?”

Creating a Sustainability Framework

PROBLEM
Clients want more than a rating system checklist

SOLUTION
DLR Group created a framework that goes beyond a checklist and connects user experience to goals.

"Burden of Trust" **"Burden of Proof"**

Comprehensive Sustainability Language



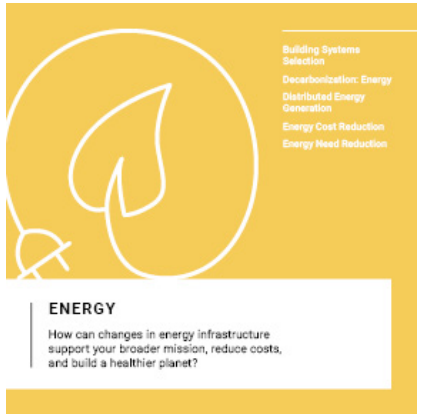

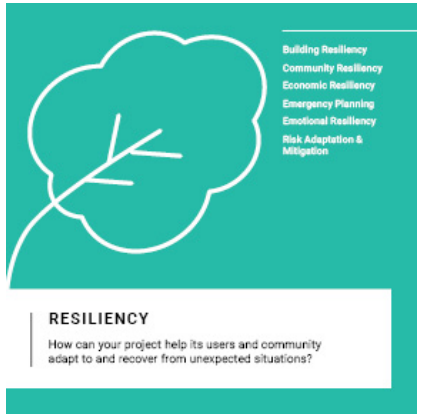

Viewing **A**rchitecture through the **L**ens of **U**ser **E**xperience & **S**ustainability

Prioritize your VALUES

VALUES

Using the cards that resonated with the group in this step we will spend time prioritizing. Now imagine you were investing budget in 6 improvements that would connect Sustainability to User Experience. Which VALUE would have the most impact for your investment?



VALUES

Take 5 minutes to familiarize yourself with the VALUES cards. Use the icons to share if a card resonates or does not for the Stripe User Experience and Sustainability Goals.

stripe

FACILITIES

LINDSEY'S GROUP