

*Riverside Community
College District*


2021-2025
Five Year Construction Plan
(2021-2022 First Funding Year)

July 1, 2019

2021-2025 FIVE YEAR CAPITAL OUTLAY PLAN
(2021-2022 FIRST FUNDING YEAR)

Riverside Community College District

Prepared in reference to the Community College Construction Act of 1980
and
approved on behalf of the local governing board for submission to
the office of the Chancellor, California Community Colleges

Signed 
Wolde-Abisaac, Ph.D.
(Chief Executive Officer or their designee)

Title Chancellor

Date 5/15/2019

Contact Person Aaron Brown

Telephone 951-222-8201

Date Received at
Chancellor's Office:

Chancellor's Office
Reviewed by:

Notice of Approval

Riverside Community College District 960

List the address and acreage of every land unit owned by the district (Education Code 81821(e)). Please identify all locations, both on-campus and off-campus, grouped according to their "parent" institution. In the event the list is long or complicated, please substitute copies of college bulletins or other notices to the public which display similar information. The list should be current as of October the prior year.

Address	Acres
Center for Social Justice and Civil Liberties 3855 Market Street Riverside, CA 92501	0.5
District Offices 3801 Market Street Riverside, CA 92501	0
Land Owned 3801 Market Street Riverside, CA 92501	4
Moreno Valley College 16130 Lasselle Street Moreno Valley, CA 92551	132
Norco College 2001 Third Street Norco, CA 92860	141
Old District Offices 1533 Spruce Street Riverside, CA 92507	0
Riverside City College 4800 Magnolia Avenue Riverside, CA 92506	118
Stokoe Innovative Learning Center 4501 Ambs Drive Riverside, CA 92593	5
Total Acreage:	400.5

Legislative Districts

Campus	Assembly	Senate	House
Riverside City College	61	31	41
Moreno Valley College	61	31	41
Norco College	60	31	42
Riverside District Administrative Office*	61	31	41

Riverside Community College District 960**Address****Arlington High School**

2951 Jackson Street
Riverside, CA 92503

Ben Clark Training Center - Law

16791 Davis Avenue
Riverside, CA 92518

Brandon Place Senior Apts

3941 Polk Street
Riverside, CA 92505

Cambria at Riverwalk

4725 Sierra Vista Drive
Riverside, CA 92505

Centennial High School

1820 Rimpau Avenue
Corona, CA 92881

Culinary Academy

3801 Market Street
Riverside, CA 92501

Eleanor Roosevelt High School

7447 Scholar Way
Corona, CA 92880

Fitness 19

14075 Frederick Street
Moreno Valley, CA 92551

Hillcrest High School

11800 Indiana Avenue
Riverside, CA 92503

Janet Goeske Center

5257 Sierra Street
Riverside, CA 92504

John F. Kennedy Middle College

1951 Third Street
Norco, CA 92860

John W. North High School

1550 3rd Street
Riverside, CA 92507

Joint Electrical Apprent Train

1855 Business Center Dr
San Bernardino, CA 92408

Jurupa Valley High School

10551 Bellegrave Avenue
Jurupa Valley, CA 91752

La Sierra High School

4145 La Sierra Avenue
Riverside, CA 92505

Magnolia Presbyterian Church

7200 Magnolia Avenue
Riverside, CA 92504

Martin Luther King High School

9301 Wood Road
Riverside, CA 92508

Riverside Community College District 960**Address**

Moreno Valley College
16130 Lasselle Street
Moreno Valley, CA 92551

Moreno Valley Senior Center
25075 Fir Avenue
Moreno Valley, CA 92553

Norco Business Park
1801 Third Street
Norco, CA 92860

Norco College
2001 Third Street
Norco, CA 92860

Norco High School
2065 Temescal Avenue
Norco, CA 92860

Norte Vista High School
6585 Crest Avenue
Riverside, CA 92503

North High School
1550 3rd Street
Riverside, CA 92507

Nueva Vista Continuation School
6836 34th Street
Riverside, CA 92509

Park Field
16130 Lasselle Street
Moreno Valley, CA 92551

Patriot High School
4355 Camino Real
Jurupa Valley, CA 92509

Raincross Senior Village
5234 Central Avenue
Riverside, CA 92504

Ramona High School
7675 Magnolia Avenue
Riverside, CA 92504

Riverside City College
4800 Magnolia Avenue
Riverside, CA 92506

Riverside Polytechnic High School
5450 Victoria Avenue
Riverside, CA 92506

Rubidoux High School
4250 Opal Street
Riverside, CA 92509

Stokoe Innovative Learning Center
4501 Ambs Drive
Riverside, CA 92593

Victoria Presbyterian Church
6091 Victoria Avenue
Riverside, CA 92506



District Projects Priority Order (2019 - 2025)

Riverside Community College District 960

No. Project			Schedule of Funds						
Campus	Source	Total Cost	2019-20	2020-21	2021-22	2022-23	2023-24	2024-25	2025-26
1 BEN CLARK PLATFORM SCENARIO TRAINING CENTER									
Moreno Valley College			Phases C, E						
Occupancy:	2020-21	STATE: \$0							
Net ASF:	2,659	DISTRICT: \$2,198,000	\$2,000,000						
2 NEW WELCOME CENTER									
Moreno Valley College			Phase W	Phases C, E					
Occupancy:	2021-22	STATE: \$0	\$0	\$0					
Net ASF:	3,303	DISTRICT: \$14,275,000	\$769,000	\$12,737,000					
3 VETERANS RESOURCE CENTER									
Norco College			Phases C, E						
Occupancy:	2020-21	STATE: \$0	\$0						
Net ASF:	1,926	DISTRICT: \$2,450,000	\$2,250,000						
4 BEN CLARK PUBLIC SAFETY TRAINING CENTER PHASE I									
Moreno Valley College			Phase P	Phases C, W	Phase E				
Occupancy:	2021-22	STATE: \$0	\$0	\$0	\$0				
Net ASF:	0	DISTRICT: \$13,000,000	\$819,000	\$11,781,000	\$400,000				
5 LIFE SCIENCE/PHYSICAL SCIENCE RECONSTRUCTION									
Riverside City College			Phases P, W		Phases C, E				
Occupancy:	2024-25	STATE: \$21,775,000		\$1,381,000	\$20,394,000				
Net ASF:	-20,130	DISTRICT: \$6,883,000		\$921,000	\$5,963,000				
6 LIBRARY LEARNING CENTER (LLC)									
Moreno Valley College					Phases P, W	Phases C, E			
Occupancy:	2025-26	STATE: \$27,572,000			\$1,796,000	\$25,776,000			
Net ASF:	45,902	DISTRICT: \$27,572,000			\$1,796,000	\$25,776,000			
7 CENTER FOR HUMAN PERFORMANCE AND KINESIOLOGY									
Norco College					Phases P, W	Phases C, E			
Occupancy:	2025-26	STATE: \$13,295,000			\$1,295,000	\$11,999,000			
Net ASF:	29,888	DISTRICT: \$13,261,000			\$948,000	\$12,313,000			
8 BIOLOGICAL & PHYSICAL SCIENCE BUILDING									
Moreno Valley College					Phases P, W		Phases C, E		
Occupancy:	2026-27	STATE: \$17,318,000				\$1,291,000	\$16,027,000		
Net ASF:	9,698	DISTRICT: \$17,318,000				\$1,291,000	\$16,027,000		
9 LIBRARY/LEARNING RESOURCE CENTER (LLRC)									
Norco College					Phases P, W		Phases C, E		
Occupancy:	2025-26	STATE: \$25,343,000				\$1,867,000	\$23,475,000		
Net ASF:	19,272	DISTRICT: \$0				\$0	\$0		
10 MLK RENOVATION									
Riverside City College					Phases P, W		Phases C, E		
Occupancy:	2026-27	STATE: \$17,133,000				\$1,660,000	\$15,473,000		
Net ASF:	-326	DISTRICT: \$1,896,000				\$0	\$1,896,000		
11 KINESIOLOGY AND ATHLETICS BUILDING									
Moreno Valley College					Phases P, W		Phases C, E		
Occupancy:	2026-27	STATE: \$15,507,000				\$1,307,000	\$14,200,000		
Net ASF:	42,176	DISTRICT: \$15,507,000				\$1,307,000	\$14,200,000		
12 COSMETOLOGY BUILDING									
Riverside City College					Phases P, W		Phases C, E		
Occupancy:	2026-27	STATE: \$21,515,000				\$1,390,000	\$20,125,000		
Net ASF:	14,249	DISTRICT: \$1,896,000				\$463,000	\$1,433,000		



District Projects Priority Order (2019 - 2025)

Riverside Community College District 960

No. Project			Schedule of Funds						
Campus	Source	Total Cost	2019-20	2020-21	2021-22	2022-23	2023-24	2024-25	2025-26
25 CHILD DEVELOPMENT CENTER REPLACEMENT									
Moreno Valley College									
Occupancy: 2028-29	STATE:	\$0							Phase P
Net ASF: 0	DISTRICT:	\$0							\$0
26 BEN CLARK STAFETY TRAINING CENTER PHASE II									
Moreno Valley College									
Occupancy: 2029-30	STATE:	\$0							Phase P
Net ASF: 0	DISTRICT:	\$0							\$0
27 MAC SECONDARY EFFECTS									
Norco College									
Occupancy: 2027-28	STATE:	\$0							
Net ASF: -87	DISTRICT:	\$200,000							
GRAND TOTALS									
	Total Cost		2019-20	2020-21	2021-22	2022-23	2023-24	2024-25	2025-26
	STATE:	\$252,711,000	\$0	\$1,381,000	\$23,485,000	\$46,243,000	\$104,370,000	\$9,517,000	\$67,715,000
	DISTRICT:	\$130,629,000	\$5,838,000	\$25,439,000	\$9,107,000	\$42,103,000	\$45,278,000	\$0	\$1,498,000

Riverside Community College District 960

District Lecture Capacity/Load Ratios

No.	Project			2020-21	2021-22	2022-23	2023-24	2024-25	2025-26	2026-27
	Lect ASF	WSCH	Occupancy							
5	LIFE SCIENCE/PHYSICAL SCIENCE RECONSTRUCTION									
	4,364	10,172	2024					318,662		
	Riverside City College									91%
6	LIBRARY LEARNING CENTER (LLC)									
	-2,151	-4,547	2025						314,115	
	Moreno Valley College									89%
7	CENTER FOR HUMAN PERFORMANCE AND KINESIOLOGY									
	-759	-1,604	2025						312,511	
	Norco College									88%
8	BIOLOGICAL & PHYSICAL SCIENCE BUILDING									
	865	1,828	2026							314,339
	Moreno Valley College									88%
10	MLK RENOVATION									
	-36	-83	2026							314,256
	Riverside City College									88%
11	KINESIOLOGY AND ATHLETICS BUILDING									
	2,500	5,285	2026							319,541
	Moreno Valley College									89%
12	COSMETOLOGY BUILDING									
	-592	-1,379	2026							318,162
	Riverside City College									89%
13	VISUAL/PERFORMING ARTS CENTER									
	100	211	2026							318,373
	Moreno Valley College									89%
16	MULTIMEDIA AND ARTS CENTER (MAC)									
	7,751	16,386	2026							334,759
	Norco College									94%
Lecture Summary / Totals				2020-21	2021-22	2022-23	2023-24	2024-25	2025-26	2026-27
	Lecture ASF	Actual*/Projected	WSCH	332,521	337,123	341,778	346,493	351,270	354,543	357,850
	138,981	Cumulative Capacity		308,490	308,490	308,490	308,490	308,490	318,662	312,511
		Capacity/Load Ratio		93%	92%	90%	89%	88%	90%	87%

Riverside Community College District 960

Lab Summary / Totals		2020-21	2021-22	2022-23	2023-24	2024-25	2025-26	2026-27
Lab ASF	Actual*/Projected WSCH	103,847	105,284	106,738	108,210	109,702	110,724	111,757
218,859	Cumulative Capacity	88,268	89,511	89,511	89,511	89,511	89,624	92,085
	Capacity/Load Ratio	85%	85%	84%	83%	82%	81%	82%

Riverside Community College District 960

Office Summary / Totals		2020-21	2021-22	2022-23	2023-24	2024-25	2025-26	2026-27
Office ASF	Actual*/Projected FTE	1,026	1,038	1,052	1,068	1,085	1,098	1,108
166,381	Cumulative Capacity	1,160	1,164	1,164	1,164	1,164	1,170	1,193
	Capacity/Load Ratio	113%	112%	111%	109%	107%	107%	108%

Riverside Community College District 960

District Library Capacity/Load Ratios

No.	Project	Lib ASF	Occupancy	2020-21	2021-22	2022-23	2023-24	2024-25	2025-26	2026-27
3	VETERANS RESOURCE CENTER	684	2020	92,202						
	Norco College			76%						
5	LIFE SCIENCE/PHYSICAL SCIENCE RECONSTRUCTION	1,000	2024					93,202		
	Riverside City College							75%		
6	LIBRARY LEARNING CENTER (LLC)	19,564	2025						112,766	
	Moreno Valley College								89%	
9	LIBRARY/LEARNING RESOURCE CENTER (LLRC)	12,111	2025						124,877	
	Norco College								99%	
10	MLK RENOVATION	-101	2026							124,776
	Riverside City College									98%
16	MULTIMEDIA AND ARTS CENTER (MAC)	4,804	2026							129,580
	Norco College									102%
Library Summary / Totals				2020-21	2021-22	2022-23	2023-24	2024-25	2025-26	2026-27
Library ASF	Actual*/Projected ASF			121,224	122,165	123,112	124,067	125,035	126,008	126,993
91,518	Cumulative Capacity			91,518	92,202	92,202	92,202	92,202	93,202	124,877
	Capacity/Load Ratio			75%	75%	75%	74%	74%	74%	98%

Riverside Community College District 960

District AV/TV Capacity/Load Ratios

No.	Project	AVTV ASF	Occupancy	2020-21	2021-22	2022-23	2023-24	2024-25	2025-26	2026-27
5	LIFE SCIENCE/PHYSICAL SCIENCE RECONSTRUCTION	2,000	2024					13,385		
	Riverside City College							45%		
6	LIBRARY LEARNING CENTER (LLC)	1,766	2025						15,151	
	Moreno Valley College								51%	
9	LIBRARY/LEARNING RESOURCE CENTER (LLRC)	2,644	2025						17,795	
	Norco College								60%	
8	BIOLOGICAL & PHYSICAL SCIENCE BUILDING	2,700	2026							20,495
	Moreno Valley College									69%
13	VISUAL/PERFORMING ARTS CENTER	1,200	2026							21,695
	Moreno Valley College									73%
AV/TV Summary / Totals				2020-21	2021-22	2022-23	2023-24	2024-25	2025-26	2026-27
AV/TV ASF	Actual*/Projected ASF	29,311	29,391	29,471	29,553	29,635	29,718	29,801		
11,385	Cumulative Capacity	11,385	11,385	11,385	11,385	11,385	13,385	17,795		
	Capacity/Load Ratio	39%	39%	39%	39%	38%	45%	60%		

Riverside Community College District 960
District Load Distribution

	Instructional Staff FTE	Total Campus WSCH	Off-Campus WSCH	On-Campus WSCH	P.E. Laboratory WSCH	On-Campus Lecture WSCH	On-Campus Laboratory WSCH
Actual							
2017	975	445,621	15,823	429,798	18,897	317,561	93,340
2018	995	451,812	7,914	443,898	18,863	324,322	100,714
Projected							
2019	1,008	458,085	9,059	449,026	18,621	327,931	102,474
2020	1,026	464,430	9,242	455,188	18,820	332,521	103,847
2021	1,038	470,858	9,370	461,488	19,080	337,123	105,284
2022	1,052	477,359	9,499	467,860	19,344	341,778	106,738
2023	1,068	483,945	9,631	474,314	19,611	346,493	108,210
2024	1,085	490,616	9,763	480,853	19,881	351,270	109,702
2025	1,098	495,188	9,854	485,334	20,066	354,543	110,724

Riverside Community College District 960

Instructional Load by Campus

WSCH Distributed to Campuses or Other Locations

	Actual			Projected						
	2016	2017	2018	2019	2020	2021	2022	2023	2024	2025
Riverside City College	236,097	243,414	249,400	249,656	250,792	254,263	257,774	261,330	264,933	267,402
Moreno Valley College	92,880	96,705	98,495	100,779	102,175	103,589	105,019	106,468	107,936	108,941
Norco College	105,417	105,502	103,917	107,650	111,463	113,006	114,566	116,147	117,748	118,845
Riverside District Administrative Office*	0	0	0	0	0	0	0	0	0	0
Total	434,396	445,621	451,812	458,085	464,430	470,858	477,359	483,945	490,616	495,188



Load Distribution & Staff Forecast

Riverside Community College District 960

Total District Library Load

(a)	Total Day-Graded (b)	Number of Campuses (c)	Initial ASF (3,795/Camp) (d)	First 3,000 Day Graded (3.83/DG) (e)	Between 3k - 9k (3.39/DG) (f)	Above 9,000 (2.94/DG) (g)	Total ASF (d+e+f+g)
Projected							
2019	33,927	4	15,180	11,490	20,340	73,285	120,295
2020	34,243	4	15,180	11,490	20,340	74,214	121,224
2021	34,563	4	15,180	11,490	20,340	75,155	122,165
2022	34,885	4	15,180	11,490	20,340	76,102	123,112
2023	35,210	4	15,180	11,490	20,340	77,057	124,067
2024	35,539	4	15,180	11,490	20,340	78,025	125,035
2025	35,870	4	15,180	11,490	20,340	78,998	126,008

FUSION2

Planning

Load Distribution and Staff Forecast**Library Load by Campus or Location**

	Projected						
	2019	2020	2021	2022	2023	2024	2025
Riverside City College	62,674 (52%)	63,037 (52%)	63,526 (52%)	64,018 (52%)	64,515 (52%)	65,018 (52%)	65,524 (52%)
Moreno Valley College	28,029 (23%)	28,488 (24%)	28,709 (24%)	28,931 (24%)	29,156 (24%)	29,383 (24%)	29,612 (24%)
Norco College	29,593 (25%)	29,700 (25%)	29,930 (25%)	30,162 (25%)	30,397 (25%)	30,633 (25%)	30,872 (25%)
Riverside District Administrative Office*	0 (0%)	0 (0%)	0 (0%)	0 (0%)	0 (0%)	0 (0%)	0 (0%)
Total	120,296	121,225	122,165	123,111	124,068	125,034	126,008



Load Distribution & Staff Forecast

Riverside Community College District 960

Total District AV, Radio, TV Load

(a)	Total Day-Graded (b)	Number of Campuses (c)	Initial ASF (3,500/Camp) (d)	First 3,000 Day Graded (1.50/DG) (e)	Between 3k - 9k (0.75/DG) (f)	Above 9,000 (0.25/DG) (g)	Total ASF (d+e+f+g)
Projected							
2019	33,927	4	14,000	4,500	4,500	6,232	29,232
2020	34,243	4	14,000	4,500	4,500	6,311	29,311
2021	34,563	4	14,000	4,500	4,500	6,391	29,391
2022	34,885	4	14,000	4,500	4,500	6,471	29,471
2023	35,210	4	14,000	4,500	4,500	6,553	29,553
2024	35,539	4	14,000	4,500	4,500	6,635	29,635
2025	35,870	4	14,000	4,500	4,500	6,718	29,718

FUSION2

Planning


Load Distribution and Staff Forecast**AV, Radio, TV Load by Campus or Location**

	Projected						
	2019	2020	2021	2022	2023	2024	2025
Riverside City College	15,230 (52%)	15,242 (52%)	15,283 (52%)	15,325 (52%)	15,367 (52%)	15,410 (52%)	15,453 (52%)
Moreno Valley College	6,811 (23%)	6,888 (24%)	6,907 (24%)	6,926 (24%)	6,945 (24%)	6,964 (24%)	6,984 (24%)
Norco College	7,191 (25%)	7,181 (25%)	7,201 (25%)	7,220 (25%)	7,240 (25%)	7,261 (25%)	7,281 (25%)
Riverside District Administrative Office*	0 (0%)	0 (0%)	0 (0%)	0 (0%)	0 (0%)	0 (0%)	0 (0%)
Total	29,232	29,311	29,391	29,471	29,552	29,635	29,718

Certification of Inventory for Fiscal Year: 2018 - 2019

Campus Name: **Riverside City College**
Certified ASF: **534,655**
Certified OGSF: **1,409,590**

District Approval



Authorized Signature

10-30-18
Date

Aaron S. Brown

Printed Name

State Approval



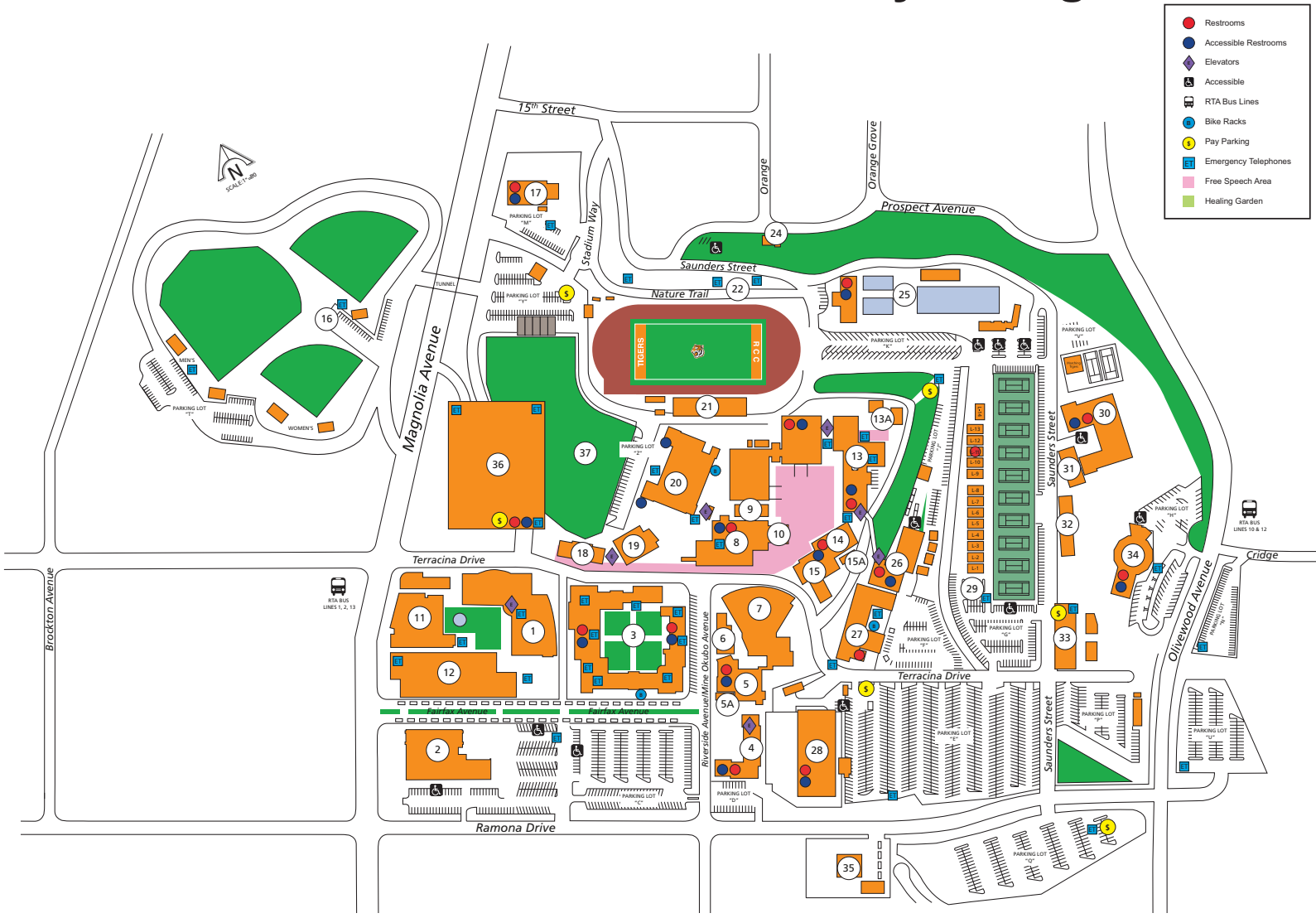
Authorized Signature

1/16/19
Date

Included:

(2) Signed Copies of Report 17 Certification Sheet if the submission was not certified and submitted electronically by the CBO.

Riverside City College



- Restrooms
- Accessible Restrooms
- ◆ Elevators
- ◆ Accessible
- RTA Bus Lines
- Bike Racks
- Pay Parking
- ☎ Emergency Telephones
- Free Speech Area
- Healing Garden

- Academic Labs
- Academic Support & Community for Academic Progress (CAP)
- Center for Communication Excellence
- Math Learning Center
- STEM Center
- Tutorial Services
- Writing and Reading Center
- 9. Journalism/Viewpoints
- 10. Planetarium (Robert T. Dixon)
- 11. School of Nursing
 - Healing Garden
- 12. Math and Science Building
 - Dean, Math, Science/Kinesiology
- 13. Student Center (Ralph H. Bradshaw)
 - Agular Patio
 - ASRCC Student Government
 - Bookstore
 - Cafeteria/Food Services
 - Citrus Room
 - Hall of Fame
 - Health Services
 - Heritage Room
 - H.O.M.E. Room (The Ujima Project)
 - La Casa
 - Student Activities
 - Upward Bound
- 14. Information Services
- 15. (Cesar E. Chavez)
- 16. Sports Complex (Samuel C. Evans)
 - Baseball Field
 - Softball Field (Ab Brown)
- 17. Early Childhood Education
- 18. Ceramics
- 19. Art
- 20. Gymnasium (Arthur N. Wheelock)
 - Athletics/Coaches' Office
 - Fitness Room
- 21. Stadium (Arthur N. Wheelock Field)
 - Weight Room
- 22. Nature Trail (Arlene & Robert F. Richard)
- 23. North Hall
- 24. College House
- 25. Riverside Aquatics Complex
- 26. Technology B
 - International Students Center
 - Printing & Graphics Center
- 27. Technology A
 - Air Conditioning & Refrigeration
 - Career/Technical Education
 - Welding
- 28. Automotive Technology
- 29. Lovekin Complex
 - College Safety and Police, L1 - 3
 - Gateway to College (GTC), L4 - 9
 - Photo Lab & Studio, L12 - 14
 - Tennis, L10
 - Tennis Courts (Fran Bushman)
- 30. Gymnasium (Catherine S. Huntley)
 - Dance
- 31. Pilates Studio (Eleanor H. Crabtree)
- 32. Warehouse
- 33. Facilities, Maintenance, & Operations
- 34. Cosmetology
- 35. Alumni House - 3564 Ramona Drive
 - Foundation
- 36. Parking Structure
- 37. Practice Field

- 1. Digital Library & Learning Resource Center
 - Academic Senate/CTA
 - Auditorium
 - Glenn Hunt Center for Teaching Excellence
 - Instructional Media Center
 - Transfer Academy
 - WL Lab
- 2. Student Services and Administration (Dr. Charles A. Kane Student Services and Administration Building)
 - Academic Affairs
 - Admissions & Records
 - Assessment Center
 - Auxiliary Business Services/Cashier
 - Business Services
 - CalWORKs/Resource Center

- Career/Transfer
- Counseling
- Disability Resource Center
- Evaluations
- Extended Opportunities Programs & Services (E.O.P.S.)
- Financial Aid
- Outreach Completion Counts Welcome Center
- President's Office
- Student Employment Services
- Student Financial Services
- Student Services
- Transcripts
- TRIO Student Support Services
- Veterans' Services

- 3. Quadrangle (Arthur G. Paul)
 - Art Gallery
 - Dean, Languages, Humanities and Social Sciences (LHSS)
- 4. Business Education (Alan D. Pauw)
 - Independent Living Program (ILP)
 - Mailroom/Admin Service Center
 - Technology Support Services
- 5A. Music
- 5A. Music Annex
- 6. Music Hall (Richard M. Stover)
 - Dean, Fine and Performing Arts
 - Marching Tigers
- 7. Landis Performing Arts Center
- 8. Martin Luther King, Jr. High Tech Center

Riverside Community College District 960

Riverside City College 961

Campus Lecture Capacity/Load Ratios

No.	Project	Lect ASF	WSCH	Occupancy	2020-21	2021-22	2022-23	2023-24	2024-25	2025-26	2026-27
5	LIFE SCIENCE/PHYSICAL SCIENCE RECONSTRUCTION	4,364	10,172	2024					167,794		
Riverside City College										91%	
10	MLK RENOVATION	-36	-83	2026							167,711
Riverside City College										89%	
12	COSMETOLOGY BUILDING	-592	-1,379	2026							166,332
Riverside City College										88%	
					2020-21	2021-22	2022-23	2023-24	2024-25	2025-26	2026-27
	Actual*/Projected WSCH				175,392	177,819	180,274	182,761	185,281	187,007	188,751
Lecture ASF	Cumulative Capacity				157,622	157,622	157,622	157,622	157,622	167,794	167,794
67,620	Capacity/Load Ratio				90%	89%	87%	86%	85%	90%	89%

Riverside Community College District 960

Riverside City College 961

Campus Lab Capacity/Load Ratios

No.	Project	Lab ASF	WSCH	Occupancy	2020-21	2021-22	2022-23	2023-24	2024-25	2025-26	2026-27
5	LIFE SCIENCE/PHYSICAL SCIENCE RECONSTRUCTION	1,527	113	2024					53,854		
Riverside City College										88%	
10	MLK RENOVATION	-204	-994	2026							52,860
Riverside City College										85%	
12	COSMETOLOGY BUILDING	12,435	5,811	2026							58,670
Riverside City College										94%	
					2020-21	2021-22	2022-23	2023-24	2024-25	2025-26	2026-27
	Actual*/Projected WSCH				58,052	58,856	59,668	60,491	61,325	61,897	62,474
Lab ASF	Cumulative Capacity				53,741	53,741	53,741	53,741	53,741	53,854	53,854
137,829	Capacity/Load Ratio				93%	91%	90%	89%	88%	87%	86%

Riverside Community College District 960

Riverside City College 961

Campus Office Capacity/Load Ratios

No.	Project	Off ASF	FTE	Occupancy	2020-21	2021-22	2022-23	2023-24	2024-25	2025-26	2026-27
5	LIFE SCIENCE/PHYSICAL SCIENCE RECONSTRUCTION	919	7	2024					518		
Riverside City College										92%	
10	MLK RENOVATION	231	2	2026							520
Riverside City College										90%	
12	COSMETOLOGY BUILDING	1,257	9	2026							529
Riverside City College										91%	
					2020-21	2021-22	2022-23	2023-24	2024-25	2025-26	2026-27
	Actual*/Projected FTE				538	542	549	557	566	572	578
Office ASF	Cumulative Capacity				511	511	511	511	511	518	518
71,604	Capacity/Load Ratio				95%	94%	93%	92%	90%	91%	90%

Riverside Community College District 960

Riverside City College 961

Campus Library Capacity/Load Ratios

No.	Project	Lib ASF	Occupancy	2020-21	2021-22	2022-23	2023-24	2024-25	2025-26	2026-27
5	LIFE SCIENCE/PHYSICAL SCIENCE RECONSTRUCTION	1,000	2024					67,653		
								Riverside City College	104%	
10	MLK RENOVATION	-101	2026							67,552
								Riverside City College	102%	
				2020-21	2021-22	2022-23	2023-24	2024-25	2025-26	2026-27
Library ASF	Actual*/Projected ASF			63,037	63,526	64,018	64,515	65,018	65,524	66,036
66,653	Cumulative Capacity			66,653	66,653	66,653	66,653	66,653	67,653	67,653
	Capacity/Load Ratio			106%	105%	104%	103%	103%	103%	102%

Riverside Community College District 960

Riverside City College 961

Campus AV/TV Capacity/Load Ratios

No.	Project	AVTV ASF	Occupancy	2020-21	2021-22	2022-23	2023-24	2024-25	2025-26	2026-27
5	LIFE SCIENCE/PHYSICAL SCIENCE RECONSTRUCTION	2,000	2024					12,619		
Riverside City College								82%		
	Actual*/Projected ASF			15,242	15,283	15,325	15,367	15,410	15,453	15,497
AV/TV ASF	Cumulative Capacity			10,619	10,619	10,619	10,619	10,619	12,619	12,619
10,619	Capacity/Load Ratio			70%	69%	69%	69%	69%	82%	81%

Riverside Community College District 960
Riverside City College 961
Campus Load Distribution

	Instructional Staff FTE	Total Campus WSCH	Off-Campus WSCH	On-Campus WSCH	P.E. Laboratory WSCH	On-Campus Lecture WSCH	On-Campus Laboratory WSCH
Actual							
2017	510	243,414	3,067	240,347	13,844	172,930	53,573
2018	532	249,400	3,043	246,358	13,771	176,072	56,514
Projected							
2019	534	249,656	3,745	245,911	13,525	174,597	57,789
2020	538	250,792	3,762	247,030	13,587	175,392	58,052
2021	542	254,263	3,814	250,449	13,775	177,819	58,856
2022	549	257,774	3,867	253,907	13,965	180,274	59,668
2023	557	261,330	3,920	257,410	14,158	182,761	60,491
2024	566	264,933	3,974	260,959	14,353	185,281	61,325
2025	572	267,402	4,011	263,391	14,486	187,007	61,897

Riverside Community College District 960

Riverside City College 961

FTE Instruction Staff Worksheet - Fall 2019

College Instructional Staff, Fall Term. Included are all certificated staff for day, extended day, and adult education except those whose office is located off-campus.

Staff Type (a)	Total Certificated Instructional and Statutory Staff FTE (b)	Non-Instructional Portion of FTE (c)	Net Total Instructional and Statutory Staff FTE (b-c)
Instructor	456.0	0.0	456.0
Counselor Include certificated special program coordinators, economic opportunity program, coordinators, statutory and Title 5 required staff, et. al.	27.0	0.0	27.0
Department Administrator	51.0	0.0	51.0
Librarian Include certificated director of audio/visual, et. al.	6.0	6.0	0.0
Institutional Administrator Include certificated persons with responsibilities covering the entire institution, such as Superintendent, Assistant Superintendent, President, Dean of Instruction, Director of Data Processing, et. al.	5.0	5.0	0.0
Actual 2019 Totals	545.0	11.0	534.0

Column (b) is the total number of Column (a) distributed to categories

Column (c) is the fraction of time express as Full-Time Equivalents devoted to noninstructional work. Counselors, department administrators, and statutorily required staff are counted as if they had no noninstructional duties.

Riverside Community College District 960
Riverside City College 961
FTE Instruction Staff Worksheet - Fall 2020

College Instructional Staff, Fall Term. Included are all certificated staff for day, extended day, and adult education except those whose office is located off-campus.

Staff Type (a)	Total Certificated Instructional and Statutory Staff FTE (b)	Non-Instructional Portion of FTE (c)	Net Total Instructional and Statutory Staff FTE (b-c)
Instructor	460.0	0.0	460.0
Counselor Include certificated special program coordinators, economic opportunity program, coordinators, statutory and Title 5 required staff, et. al.	27.0	0.0	27.0
Department Administrator	51.0	0.0	51.0
Librarian Include certificated director of audio/visual, et. al.	6.0	6.0	0.0
Institutional Administrator Include certificated persons with responsibilities covering the entire institution, such as Superintendent, Assistant Superintendent, President, Dean of Instruction, Director of Data Processing, et. al.	5.0	5.0	0.0
Projected 2020 Totals	549.0	11.0	538.0

Column (b) is the total number of Column (a) distributed to categories

Column (c) is the fraction of time expressed as Full-Time Equivalents devoted to noninstructional work. Counselors, department administrators, and statutorily required staff are counted as if they had no noninstructional duties.

Riverside Community College District 960
Riverside City College 961
FTE Instruction Staff Worksheet - Fall 2021

College Instructional Staff, Fall Term. Included are all certificated staff for day, extended day, and adult education except those whose office is located off-campus.

Staff Type (a)	Total Certificated Instructional and Statutory Staff FTE (b)	Non-Instructional Portion of FTE (c)	Net Total Instructional and Statutory Staff FTE (b-c)
Instructor	464.0	0.0	464.0
Counselor Include certificated special program coordinators, economic opportunity program, coordinators, statutory and Title 5 required staff, et. al.	27.0	0.0	27.0
Department Administrator	51.0	0.0	51.0
Librarian Include certificated director of audio/visual, et. al.	6.0	6.0	0.0
Institutional Administrator Include certificated persons with responsibilities covering the entire institution, such as Superintendent, Assistant Superintendent, President, Dean of Instruction, Director of Data Processing, et. al.	5.0	5.0	0.0
Projected 2021 Totals	553.0	11.0	542.0

Column (b) is the total number of Column (a) distributed to categories

Column (c) is the fraction of time expressed as Full-Time Equivalents devoted to noninstructional work. Counselors, department administrators, and statutorily required staff are counted as if they had no noninstructional duties.

Riverside Community College District 960

Riverside City College 961

FTE Instruction Staff Worksheet - Fall 2022

College Instructional Staff, Fall Term. Included are all certificated staff for day, extended day, and adult education except those whose office is located off-campus.

Staff Type (a)	Total Certificated Instructional and Statutory Staff FTE (b)	Non-Instructional Portion of FTE (c)	Net Total Instructional and Statutory Staff FTE (b-c)
Instructor	470.0	0.0	470.0
Counselor Include certificated special program coordinators, economic opportunity program, coordinators, statutory and Title 5 required staff, et. al.	28.0	0.0	28.0
Department Administrator	51.0	0.0	51.0
Librarian Include certificated director of audio/visual, et. al.	5.0	5.0	0.0
Institutional Administrator Include certificated persons with responsibilities covering the entire institution, such as Superintendent, Assistant Superintendent, President, Dean of Instruction, Director of Data Processing, et. al.	5.0	5.0	0.0
Projected 2022 Totals	559.0	10.0	549.0

Column (b) is the total number of Column (a) distributed to categories

Column (c) is the fraction of time express as Full-Time Equivalents devoted to noninstructional work. Counselors, department administrators, and statutorily required staff are counted as if they had no noninstructional duties.

Riverside Community College District 960

Riverside City College 961

FTE Instruction Staff Worksheet - Fall 2023

College Instructional Staff, Fall Term. Included are all certificated staff for day, extended day, and adult education except those whose office is located off-campus.

Staff Type (a)	Total Certificated Instructional and Statutory Staff FTE (b)	Non-Instructional Portion of FTE (c)	Net Total Instructional and Statutory Staff FTE (b-c)
Instructor	478.0	0.0	478.0
Counselor Include certificated special program coordinators, economic opportunity program, coordinators, statutory and Title 5 required staff, et. al.	28.0	0.0	28.0
Department Administrator	51.0	0.0	51.0
Librarian Include certificated director of audio/visual, et. al.	6.0	6.0	0.0
Institutional Administrator Include certificated persons with responsibilities covering the entire institution, such as Superintendent, Assistant Superintendent, President, Dean of Instruction, Director of Data Processing, et. al.	5.0	5.0	0.0
Projected 2023 Totals	568.0	11.0	557.0

Column (b) is the total number of Column (a) distributed to categories

Column (c) is the fraction of time express as Full-Time Equivalents devoted to noninstructional work. Counselors, department administrators, and statutorily required staff are counted as if they had no noninstructional duties.

Riverside Community College District 960

Riverside City College 961

FTE Instruction Staff Worksheet - Fall 2024

College Instructional Staff, Fall Term. Included are all certificated staff for day, extended day, and adult education except those whose office is located off-campus.

Staff Type (a)	Total Certificated Instructional and Statutory Staff FTE (b)	Non-Instructional Portion of FTE (c)	Net Total Instructional and Statutory Staff FTE (b-c)
Instructor	486.0	0.0	486.0
Counselor Include certificated special program coordinators, economic opportunity program, coordinators, statutory and Title 5 required staff, et. al.	29.0	0.0	29.0
Department Administrator	51.0	0.0	51.0
Librarian Include certificated director of audio/visual, et. al.	6.0	6.0	0.0
Institutional Administrator Include certificated persons with responsibilities covering the entire institution, such as Superintendent, Assistant Superintendent, President, Dean of Instruction, Director of Data Processing, et. al.	5.0	5.0	0.0
Projected 2024 Totals	577.0	11.0	566.0

Column (b) is the total number of Column (a) distributed to categories

Column (c) is the fraction of time express as Full-Time Equivalents devoted to noninstructional work. Counselors, department administrators, and statutorily required staff are counted as if they had no noninstructional duties.

Riverside Community College District 960

Riverside City College 961

FTE Instruction Staff Worksheet - Fall 2025

College Instructional Staff, Fall Term. Included are all certificated staff for day, extended day, and adult education except those whose office is located off-campus.

Staff Type (a)	Total Certificated Instructional and Statutory Staff FTE (b)	Non-Instructional Portion of FTE (c)	Net Total Instructional and Statutory Staff FTE (b-c)
Instructor	492.0	0.0	492.0
Counselor Include certificated special program coordinators, economic opportunity program, coordinators, statutory and Title 5 required staff, et. al.	29.0	0.0	29.0
Department Administrator	51.0	0.0	51.0
Librarian Include certificated director of audio/visual, et. al.	6.0	6.0	0.0
Institutional Administrator Include certificated persons with responsibilities covering the entire institution, such as Superintendent, Assistant Superintendent, President, Dean of Instruction, Director of Data Processing, et. al.	5.0	5.0	0.0
Projected 2025 Totals	583.0	11.0	572.0

Column (b) is the total number of Column (a) distributed to categories

Column (c) is the fraction of time express as Full-Time Equivalents devoted to noninstructional work. Counselors, department administrators, and statutorily required staff are counted as if they had no noninstructional duties.

Riverside Community College District 960

Riverside City College 961

Priority & Year of Occupancy (a)	Classroom 100's (b)	Laboratory 200's (c)	Office 300's (d)	Library 400's (e)	AV Radio TV 530-535 (f)	P.E. 520-525 (g)	Assembly 610 & 615 (h)	Inactive 050-070 (i)	All Other Areas (j)	Total ASF (k)
Total ASF	67,620	137,829	71,604	66,653	10,619	53,518	36,176	6,123	84,513	534,655
5 2024 LIFE SCIENCE/PHYSICAL SCIENCE RECONSTRUCTION										
	4,364	1,527	919	1,000	2,000			-37,530	7,590	-20,130
	71,984	139,356	72,523	67,653	12,619			-31,407	92,103	514,525
10 2026 MLK RENOVATION										
	-36	-204	231	-101					-216	-326
	71,948	139,152	72,754	67,552					91,887	514,199
12 2026 COSMETOLOGY BUILDING										
	-592	12,435	1,257						1,149	14,249
	71,356	151,587	74,011						93,036	528,448
Total Existing and Proposed Space	71,356	151,587	74,011	67,552	12,619	53,518	36,176	-31,407	93,036	528,448

Riverside Community College District 960
Riverside City College 961
Classrooms, Classroom Service (Room Use Code 100s)

Summary	Total Net ASF	ASF per 100 WSCH	Total Capacity WSCH
Classroom Space	67,620	42.9	157,620

Laboratories & Laboratory Service Areas (Room Use Codes 210, 215, 220, 225, 230, 235, 255)

TOP Code	Net ASF	ASF per 100 WSCH	Capacity WSCH
0400 - Biological Sciences	16,148	235	6,871
0500 - Business and Management	5,081	128	3,970
0600 - Media and Communications	375	214	175
0700 - Information Technology	4,976	171	2,910
0900 - Engineering and Industrial Technologies	4,244	321	1,322
0946 - Environmental Control Technology (HVAC)	3,491	556	628
0948 - Automotive Technology	17,836	856	2,084
0956 - Manufacturing and Industrial Technology	4,432	385	1,151
1000 - Fine and Applied Arts	26,267	257	10,221
1100 - Foreign Language	1,192	150	795
1200 - Health	9,881	214	4,617
1300 - Family and Consumer Sciences	4,682	257	1,822
1500 - Humanities (Letters)	1,236	150	824
1700 - Mathematics	3,400	150	2,267
1900 - Physical Sciences	19,067	257	7,419
3000 - Commercial Services	8,010	214	3,743
4900 - Interdisciplinary Studies	7,511	257	2,923
Summary	Total Net ASF	ASF per 100 WSCH	Total Capacity WSCH
Lab Space	137,829	256	53,741

Office & Office Service Areas (Room Use Code 300s)

Summary	Total Net ASF	ASF per FTE	Total Capacity FTE
Office Space	71,604	140	511

Riverside Community College District 960
Riverside City College 961

District Priority & Project: **5 LIFE SCIENCE/PHYSICAL SCIENCE RECONSTRUCTION**

Project Type: Site Acquisition New Construction Reconstruction
 Replacement Infrastructure Equipment

Total Estimated Cost: \$28,659,000

Anticipated Source(s) of Funds: State and Non-State

Type of Construction

Seismic Retrofit:

If Existing - Age:

If Existing - Condition:

Anticipated Time Schedule

	Land Acquisition	Preliminary Plans	Working Drawing	Construction	Equipment	Occupancy
Year		2020-2021	2020-2021	2021-2022	2021-2022	2024-2025
Estimated Cost		\$1,371,000	\$931,000	\$23,384,000	\$2,972,000	

Explain why this project is needed:

This project proposes to reconstruct the Physical Science and Life Science buildings into an Interdisciplinary complex that can accommodate program growth in many different disciplines. The Physical Science and Life Science buildings are now vacant since the Nursing/Science building is online. Many academic programs have outgrown their current facilities or are in temporary facilities. The entire Business program will be relocated and the Business Education building will be demolished as part of this project.

Riverside Community College District 960
Riverside City College 961

District Priority & Project: **5 LIFE SCIENCE/PHYSICAL SCIENCE RECONSTRUCTION**

Outline of Project Space - Buildings and Remodelings

	Classroom 100s	Laboratory 210 - 255	Office 300s	Library 400s	AV/TV 530 - 535	All Other	Total ASF
Project Primary	8,800	9,400	4,555	1,000	2,000	8,300	34,055
Project Secondary	-4,436	-7,873	-3,636	0	0	-38,240	-54,185
Project Net ASF	4,364	1,527	919	1,000	2,000	-29,940	-20,130

Project Net Capacity

Classrooms, Classroom Service (Room Use Code 100s)

Summary	Net ASF	ASF per 100 WSCH	Capacity WSCH
Classroom Space	4,364	42.9	10,172

Laboratories & Laboratory Service Areas (Room Use Codes 210, 215, 220, 225, 230, 235, 255)

TOP Code	Primary Effect			Secondary Effect		
	Net ASF	ASF per 100 WSCH	Capacity WSCH	Net ASF	ASF per 100 WSCH	Capacity WSCH
0500 - Business and Commerce, General	0	0	0	-5,081	-128	-3,970
0700 - Information Technology, General	9,400	171	5,497	-1,676	-171	-980
1900 - Physical Sciences, General	0	0	0	-1,116	-257	-434
Summary				Net ASF	Capacity WSCH	
Lab Space				1,527	113	

Office & Office Service Areas (Room Use Code 300s)

Summary	Net ASF	ASF per FTE	Capacity FTE
Office Space	919	140	6,56

Riverside Community College District 960
Riverside City College 961

District Priority & Project: **10 MLK RENOVATION**

Project Type: Site Acquisition New Construction Reconstruction
 Replacement Infrastructure Equipment

Total Estimated Cost: \$19,030,000

Anticipated Source(s) of Funds: State and Non-State

Type of Construction

Seismic Retrofit:

If Existing - Age:

If Existing - Condition:

Anticipated Time Schedule

	Land Acquisition	Preliminary Plans	Working Drawing	Construction	Equipment	Occupancy
Year		2022-2023	2022-2023	2023-2024	2023-2024	2026-2027
Estimated Cost		\$844,000	\$816,000	\$15,699,000	\$1,670,000	

Explain why this project is needed:

The MLK High Tech center was constructed in 1968 and has had no major renovations. The current Facilities Condition Index (FCI) is 77% and most all of the buildings systems have outlived their usefulness. Once renovated the MLK Building will provide 1,680 asf of Classroom space, 12,000 asf of Laboratory space, 1,990 asf of Faculty Office space, 7,700 asf of Library space, and 3,500 asf of Other space.

Riverside Community College District 960
Riverside City College 961

District Priority & Project: **10 MLK RENOVATION**

Outline of Project Space - Buildings and Remodelings

	Classroom 100s	Laboratory 210 - 255	Office 300s	Library 400s	AV/TV 530 - 535	All Other	Total ASF
Project Primary	1,680	12,000	1,990	7,700		3,500	26,870
Project Secondary	-1,716	-12,204	-1,759	-7,801		-3,716	-27,196
Project Net ASF	-36	-204	231	-101		-216	-326

Project Net Capacity

Classrooms, Classroom Service (Room Use Code 100s)

Summary	Net ASF	ASF per 100 WSCH	Capacity WSCH
Classroom Space	-36	42.9	-84

Laboratories & Laboratory Service Areas (Room Use Codes 210, 215, 220, 225, 230, 235, 255)

TOP Code	Primary Effect			Secondary Effect		
	Net ASF	ASF per 100 WSCH	Capacity WSCH	Net ASF	ASF per 100 WSCH	Capacity WSCH
0700 - Information Technology, General	0	0	0	-3,300	-171	-1,930
0900 - Engineering, General (requires Calculus)(Transfer)	0	0	0	-955	-321	-298
1500 - Humanities (Letters)	0	0	0	-1,236	-150	-824
4900 - General Studies	12,000	257	4,669	0	0	0
4900 - Liberal Arts and Sciences, General	0	0	0	-6,713	-257	-2,612
Summary				Net ASF	Capacity WSCH	
Lab Space				-204	-994	

Office & Office Service Areas (Room Use Code 300s)

Summary	Net ASF	ASF per FTE	Capacity FTE
Office Space	231	140	1.65

Riverside Community College District 960
Riverside City College 961

District Priority & Project: **12 COSMETOLOGY BUILDING**

Project Type: Site Acquisition New Construction Reconstruction
 Replacement Infrastructure Equipment

Total Estimated Cost: \$23,412,000

Anticipated Source(s) of Funds: State and Non-State

Type of Construction

Seismic Retrofit:

If Existing - Age:

If Existing - Condition:

Anticipated Time Schedule

	Land Acquisition	Preliminary Plans	Working Drawing	Construction	Equipment	Occupancy
Year		2022-2023	2022-2023	2023-2024	2023-2024	2026-2027
Estimated Cost		\$884,000	\$969,000	\$20,445,000	\$1,113,000	

Explain why this project is needed:

This project proposes to construct a 23,878 assignable square foot Cosmetology building on the south side of the campus. This new buildings location was selected during the master planning process and was affirmed when the board approved the new educational and facilities master plan in 2008. The spaces for this project include 20,445 of Cosmetology lab space, 2,212 asf of office space, 475 asf of meeting room space, 468 asf of staff lounge space, and 278 asf of data processing space. A secondary effect of this project will include the demolition of the current Cosmetology building.

Riverside Community College District 960
Riverside City College 961

District Priority & Project: **12 COSMETOLOGY BUILDING**

Outline of Project Space - Buildings and Remodelings

	Classroom 100s	Laboratory 210 - 255	Office 300s	Library 400s	AV/TV 530 - 535	All Other	Total ASF
Project Primary	0	20,445	2,212			1,221	23,878
Project Secondary	-592	-8,010	-955			-72	-9,629
Project Net ASF	-592	12,435	1,257			1,149	14,249

Project Net Capacity

Classrooms, Classroom Service (Room Use Code 100s)

Summary	Net ASF	ASF per 100 WSCH	Capacity WSCH
Classroom Space	-592	42.9	-1,379

Laboratories & Laboratory Service Areas (Room Use Codes 210, 215, 220, 225, 230, 235, 255)

TOP Code	Primary Effect			Secondary Effect		
	Net ASF	ASF per 100 WSCH	Capacity WSCH	Net ASF	ASF per 100 WSCH	Capacity WSCH
3000 - Cosmetology and Barbering	20,445	214	9,554	-8,010	-214	-3,743
Summary				Net ASF	Capacity WSCH	
Lab Space				12,435	5,811	

Office & Office Service Areas (Room Use Code 300s)

Summary	Net ASF	ASF per FTE	Capacity FTE
Office Space	1,257	140	8.98

Certification of Inventory for Fiscal Year: 2018 - 2019

Campus Name: **Moreno Valley College**
Certified ASF: **154,915**
Certified OGSF: **237,704**

District Approval



Authorized Signature

10-30-18

Date

Aaron S. Brown

Printed Name

State Approval



Authorized Signature

1/16/19

Date

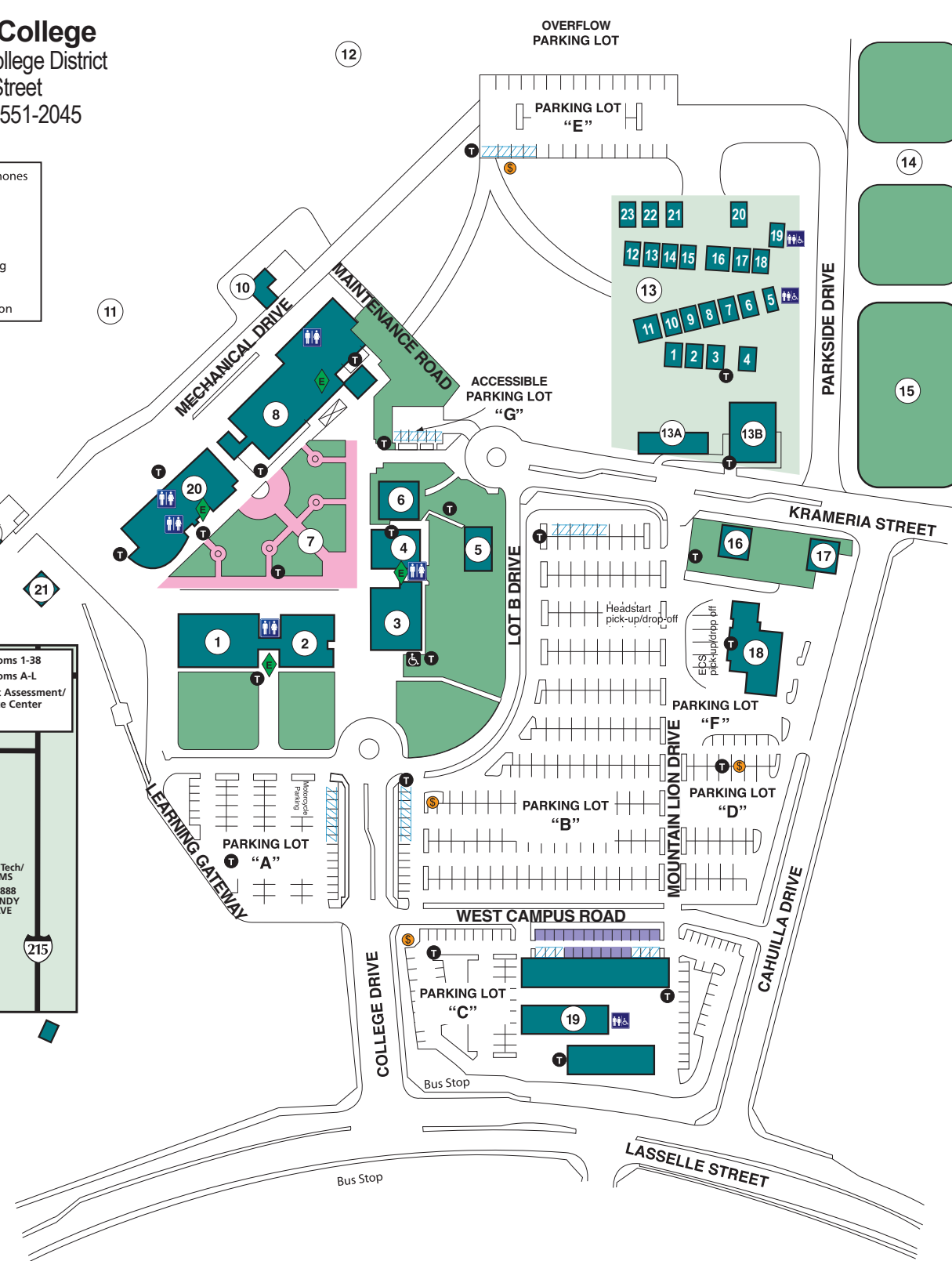
Included:

(2) Signed Copies of Report 17 Certification Sheet if the submission was not certified and submitted electronically by the CBO.

Moreno Valley College
 Riverside Community College District
 16130 Lasselle Street
 Moreno Valley, CA 92551-2045

- Emergency Telephones
- Elevators
- Restrooms
- Free Speech Area
- Accessible Parking
- Patient Parking
- Parking Pay Station

Ben Clark Public Safety Training Center



- 1. LIBRARY (LIB)**
 - Disabled Student Services
 - Classrooms
 - Library
 - Middle College High School Office
- 2. STUDENT SERVICES (STU)**
 - Admissions
 - Assessment Center
 - Career and Transfer Center
 - Classrooms
 - Counseling Services
 - Dean of Student Services
 - E.O.P.S / CARE
 - Evaluations
 - Financial Aid
 - Puente
 - Student Financial Services
 - Upward Bound Math and Science (UBMS) TRIO
 - Vice President Student Services
- 3. SCIENCE AND TECHNOLOGY (SCI)**
 - Academic Counseling and Educational Support (ACES) TRIO
 - Classrooms
 - Dean of Grants and Equity Initiatives
 - Guardian Scholars
 - MakerSpace/STEM/STEM Center
 - Umoja
- 4. LIONS DEN CAFÉ**
- 5. STUDENT ACTIVITIES CENTER**
 - ASMVC Student Government
- 6. BOOKSTORE**
- 7. JOHN M. COUDURES, JR. PLAZA**
- 8. HUMANITIES (HM)**
 - Academic Departments
 - Business and Information Technology Systems
 - Communications
 - Humanities, Arts and Social Sciences
 - Mathematics
 - Science and Kinesiology
 - Classrooms
 - Counselors
 - Dean of Student Services (Counseling)
 - Math Lab
 - Meeting Room (HUM 234)
 - Open Computer Lab
 - Workforce Prep/CalWorks
 - Writing and Reading Lab
- 9. PHASE I MECHANICAL BUILDING**
- 10. PHASE II MECHANICAL BUILDING**
- 11. EDMUND C. JAEGER DESERT INSTITUTE**
- 12. CROSS COUNTRY TRACK**
- 13. PARKSIDE COMPLEX (PSC)**
 - 1 College Police/Parking Services
 - 2 Faculty Offices
 - 3 Classroom
 - 4 Classroom
 - 5 Restroom
 - 6 Health and Psychological Services
 - 7-10 Classrooms
 - 11 Music
 - 12 Classroom
 - 13 Veterans Resource Center
 - 14A Meeting Room
 - 14B Human Services Program
 - 15 Dean of Instruction-Career & Technical Education
 - 16 Classrooms
 - 17 Human Services Food Bank
 - 18 Classroom
 - 19 Restroom
 - 20 Medical Assisting Classroom/Lab
 - 21 CTE Faculty
 - 22-23 Classrooms
- 13A. PSC WAREHOUSE**
 - Facilities Office
 - Mailroom
- 13B. PSC MULTIPURPOSE BUILDING**
- 14. SPORTS FIELDS**
- 15. COLLEGE PARK**
- 16. ADMINISTRATION ANNEX**
 - First Year Experience (FYE)
 - Outreach Department
- 17. HEADSTART**
- 18. EARLY CHILDHOOD EDUCATION CENTER (ECEM)**
- 19. DENTAL EDUCATION CENTER (DEC)**
- 20. STUDENT ACADEMIC SERVICES (SAS)**
 - Assembly Room
 - Associate Dean, Academic Support
 - Center for Professional Development
 - Classrooms
 - Dean of Grants, Business Services
 - Dean, Institutional Effectiveness
 - Dean of Instruction
 - Faculty Offices
 - Faculty Work Room
 - Meeting Rooms
 - President
 - Tutorial Services
 - Vice President, Academic Affairs
 - Vice President, Business Services
- 21. NETWORK OPERATIONS CENTER (NOC)**
 - Technology Support Services

Riverside Community College District 960

Moreno Valley College 962

Campus Lecture Capacity/Load Ratios

No.	Project	Lect ASF	WSCH	Occupancy	2020-21	2021-22	2022-23	2023-24	2024-25	2025-26	2026-27
6	LIBRARY LEARNING CENTER (LLC)	-2,151	-4,547	2025						79,133	
Moreno Valley College										97%	
8	BIOLOGICAL & PHYSICAL SCIENCE BUILDING	865	1,828	2026							80,961
Moreno Valley College											98%
11	KINESIOLOGY AND ATHLETICS BUILDING	2,500	5,285	2026							86,246
Moreno Valley College											104%
13	VISUAL/PERFORMING ARTS CENTER	100	211	2026							86,457
Moreno Valley College											105%
					2020-21	2021-22	2022-23	2023-24	2024-25	2025-26	2026-27
	Actual*/Projected WSCH				76,876	77,940	79,016	80,106	81,211	81,967	82,732
Lecture ASF	Cumulative Capacity				83,680	83,680	83,680	83,680	83,680	83,680	79,133
39,581	Capacity/Load Ratio				109%	107%	106%	104%	103%	102%	96%

Riverside Community College District 960

Moreno Valley College 962

Campus Lab Capacity/Load Ratios

No.	Project	Lab ASF	WSCH	Occupancy	2020-21	2021-22	2022-23	2023-24	2024-25	2025-26	2026-27
1	BEN CLARK PLATFORM SCENARIO TRAINING CENTER	2,659	1,243	2020	18,975						
Moreno Valley College					85%						
6	LIBRARY LEARNING CENTER (LLC)	4,813	1,861	2025						20,837	
Moreno Valley College					88%						
8	BIOLOGICAL & PHYSICAL SCIENCE BUILDING	5,441	2,167	2026							23,003
Moreno Valley College					96%						
11	KINESIOLOGY AND ATHLETICS BUILDING	1,700	530	2026							23,533
Moreno Valley College					98%						
13	VISUAL/PERFORMING ARTS CENTER	1,206	469	2026							24,002
Moreno Valley College					100%						
					2020-21	2021-22	2022-23	2023-24	2024-25	2025-26	2026-27
	Actual*/Projected WSCH				22,254	22,562	22,873	23,189	23,508	23,727	23,949
Lab ASF	Cumulative Capacity				17,733	18,975	18,975	18,975	18,975	18,975	20,837
38,012	Capacity/Load Ratio				80%	84%	83%	82%	81%	80%	87%

Riverside Community College District 960

Moreno Valley College 962

Campus Office Capacity/Load Ratios

No.	Project	Off ASF	FTE	Occupancy	2020-21	2021-22	2022-23	2023-24	2024-25	2025-26	2026-27
6	LIBRARY LEARNING CENTER (LLC)	2,876	21	2025						238	
Moreno Valley College										91%	
8	BIOLOGICAL & PHYSICAL SCIENCE BUILDING	-4	0	2026							238
Moreno Valley College											90%
11	KINESIOLOGY AND ATHLETICS BUILDING	276	2	2026							240
Moreno Valley College											91%
13	VISUAL/PERFORMING ARTS CENTER	-64	0	2026							239
Moreno Valley College											91%
					2020-21	2021-22	2022-23	2023-24	2024-25	2025-26	2026-27
	Actual*/Projected FTE				242	247	251	255	259	262	264
Office ASF	Cumulative Capacity				217	217	217	217	217	217	238
30,436	Capacity/Load Ratio				90%	88%	87%	85%	84%	83%	90%

Riverside Community College District 960

Moreno Valley College 962

Campus Library Capacity/Load Ratios

No.	Project	Lib ASF	Occupancy	2020-21	2021-22	2022-23	2023-24	2024-25	2025-26	2026-27
6	LIBRARY LEARNING CENTER (LLC)	19,564	2025						29,529	
									100%	
Moreno Valley College				2020-21	2021-22	2022-23	2023-24	2024-25	2025-26	2026-27
	Actual*/Projected ASF			28,488	28,709	28,931	29,156	29,383	29,612	29,843
Library ASF	Cumulative Capacity			9,965	9,965	9,965	9,965	9,965	9,965	29,529
9,965	Capacity/Load Ratio			35%	35%	34%	34%	34%	34%	99%

Riverside Community College District 960

Moreno Valley College 962

Campus AV/TV Capacity/Load Ratios

No.	Project	AVTV ASF	Occupancy	2020-21	2021-22	2022-23	2023-24	2024-25	2025-26	2026-27
6	LIBRARY LEARNING CENTER (LLC)	1,766	2025						1,876	
Moreno Valley College										27%
8	BIOLOGICAL & PHYSICAL SCIENCE BUILDING	2,700	2026							4,576
Moreno Valley College										65%
13	VISUAL/PERFORMING ARTS CENTER	1,200	2026							5,776
Moreno Valley College										82%
				2020-21	2021-22	2022-23	2023-24	2024-25	2025-26	2026-27
	Actual*/Projected ASF			6,888	6,907	6,926	6,945	6,964	6,984	7,003
AV/TV ASF	Cumulative Capacity			110	110	110	110	110	110	1,876
110	Capacity/Load Ratio			2%	2%	2%	2%	2%	2%	27%

Riverside Community College District 960
Moreno Valley College 962
Campus Load Distribution

	Instructional Staff FTE	Total Campus WSCH	Off-Campus WSCH	On-Campus WSCH	P.E. Laboratory WSCH	On-Campus Lecture WSCH	On-Campus Laboratory WSCH
Actual							
2017	247	96,705	7,765	88,939	2,108	67,630	19,202
2018	232	98,495	985	97,510	1,950	74,108	21,452
Projected							
2019	237	100,779	1,008	99,771	1,995	75,826	21,950
2020	242	102,175	1,022	101,153	2,023	76,876	22,254
2021	247	103,589	1,036	102,553	2,051	77,940	22,562
2022	251	105,019	1,050	103,969	2,079	79,016	22,873
2023	255	106,468	1,065	105,403	2,108	80,106	23,189
2024	259	107,936	1,079	106,856	2,137	81,211	23,508
2025	262	108,941	1,089	107,852	2,157	81,967	23,727

Riverside Community College District 960

Moreno Valley College 962

FTE Instruction Staff Worksheet - Fall 2019

College Instructional Staff, Fall Term. Included are all certificated staff for day, extended day, and adult education except those whose office is located off-campus.

Staff Type (a)	Total Certificated Instructional and Statutory Staff FTE (b)	Non-Instructional Portion of FTE (c)	Net Total Instructional and Statutory Staff FTE (b-c)
Instructor	195.0	0.0	195.0
Counselor Include certificated special program coordinators, economic opportunity program, coordinators, statutory and Title 5 required staff, et. al.	17.0	0.0	17.0
Department Administrator	25.0	0.0	25.0
Librarian Include certificated director of audio/visual, et. al.	1.0	1.0	0.0
Institutional Administrator Include certificated persons with responsibilities covering the entire institution, such as Superintendent, Assistant Superintendent, President, Dean of Instruction, Director of Data Processing, et. al.	4.0	4.0	0.0
Actual 2019 Totals	242.0	5.0	237.0

Column (b) is the total number of Column (a) distributed to categories

Column (c) is the fraction of time express as Full-Time Equivalents devoted to noninstructional work. Counselors, department administrators, and statutorily required staff are counted as if they had no noninstructional duties.

Riverside Community College District 960

Moreno Valley College 962

FTE Instruction Staff Worksheet - Fall 2020

College Instructional Staff, Fall Term. Included are all certificated staff for day, extended day, and adult education except those whose office is located off-campus.

Staff Type (a)	Total Certificated Instructional and Statutory Staff FTE (b)	Non-Instructional Portion of FTE (c)	Net Total Instructional and Statutory Staff FTE (b-c)
Instructor	199.0	0.0	199.0
Counselor Include certificated special program coordinators, economic opportunity program, coordinators, statutory and Title 5 required staff, et. al.	17.0	0.0	17.0
Department Administrator	26.0	0.0	26.0
Librarian Include certificated director of audio/visual, et. al.	1.0	1.0	0.0
Institutional Administrator Include certificated persons with responsibilities covering the entire institution, such as Superintendent, Assistant Superintendent, President, Dean of Instruction, Director of Data Processing, et. al.	4.0	4.0	0.0
Projected 2020 Totals	247.0	5.0	242.0

Column (b) is the total number of Column (a) distributed to categories

Column (c) is the fraction of time express as Full-Time Equivalents devoted to noninstructional work. Counselors, department administrators, and statutorily required staff are counted as if they had no noninstructional duties.

Riverside Community College District 960

Moreno Valley College 962

FTE Instruction Staff Worksheet - Fall 2021

College Instructional Staff, Fall Term. Included are all certificated staff for day, extended day, and adult education except those whose office is located off-campus.

Staff Type (a)	Total Certificated Instructional and Statutory Staff FTE (b)	Non-Instructional Portion of FTE (c)	Net Total Instructional and Statutory Staff FTE (b-c)
Instructor	203.0	0.0	203.0
Counselor Include certificated special program coordinators, economic opportunity program, coordinators, statutory and Title 5 required staff, et. al.	17.0	0.0	17.0
Department Administrator	27.0	0.0	27.0
Librarian Include certificated director of audio/visual, et. al.	1.0	1.0	0.0
Institutional Administrator Include certificated persons with responsibilities covering the entire institution, such as Superintendent, Assistant Superintendent, President, Dean of Instruction, Director of Data Processing, et. al.	4.0	4.0	0.0
Projected 2021 Totals	252.0	5.0	247.0

Column (b) is the total number of Column (a) distributed to categories

Column (c) is the fraction of time express as Full-Time Equivalents devoted to noninstructional work. Counselors, department administrators, and statutorily required staff are counted as if they had no noninstructional duties.

Riverside Community College District 960

Moreno Valley College 962

FTE Instruction Staff Worksheet - Fall 2022

College Instructional Staff, Fall Term. Included are all certificated staff for day, extended day, and adult education except those whose office is located off-campus.

Staff Type (a)	Total Certificated Instructional and Statutory Staff FTE (b)	Non-Instructional Portion of FTE (c)	Net Total Instructional and Statutory Staff FTE (b-c)
Instructor	206.0	0.0	206.0
Counselor Include certificated special program coordinators, economic opportunity program, coordinators, statutory and Title 5 required staff, et. al.	17.0	0.0	17.0
Department Administrator	28.0	0.0	28.0
Librarian Include certificated director of audio/visual, et. al.	4.0	4.0	0.0
Institutional Administrator Include certificated persons with responsibilities covering the entire institution, such as Superintendent, Assistant Superintendent, President, Dean of Instruction, Director of Data Processing, et. al.	4.0	4.0	0.0
Projected 2022 Totals	259.0	8.0	251.0

Column (b) is the total number of Column (a) distributed to categories

Column (c) is the fraction of time express as Full-Time Equivalents devoted to noninstructional work. Counselors, department administrators, and statutorily required staff are counted as if they had no noninstructional duties.

Riverside Community College District 960

Moreno Valley College 962

FTE Instruction Staff Worksheet - Fall 2023

College Instructional Staff, Fall Term. Included are all certificated staff for day, extended day, and adult education except those whose office is located off-campus.

Staff Type (a)	Total Certificated Instructional and Statutory Staff FTE (b)	Non-Instructional Portion of FTE (c)	Net Total Instructional and Statutory Staff FTE (b-c)
Instructor	209.0	0.0	209.0
Counselor Include certificated special program coordinators, economic opportunity program, coordinators, statutory and Title 5 required staff, et. al.	17.0	0.0	17.0
Department Administrator	29.0	0.0	29.0
Librarian Include certificated director of audio/visual, et. al.	1.0	1.0	0.0
Institutional Administrator Include certificated persons with responsibilities covering the entire institution, such as Superintendent, Assistant Superintendent, President, Dean of Instruction, Director of Data Processing, et. al.	4.0	4.0	0.0
Projected 2023 Totals	260.0	5.0	255.0

Column (b) is the total number of Column (a) distributed to categories

Column (c) is the fraction of time express as Full-Time Equivalents devoted to noninstructional work. Counselors, department administrators, and statutorily required staff are counted as if they had no noninstructional duties.

Riverside Community College District 960

Moreno Valley College 962

FTE Instruction Staff Worksheet - Fall 2024

College Instructional Staff, Fall Term. Included are all certificated staff for day, extended day, and adult education except those whose office is located off-campus.

Staff Type (a)	Total Certificated Instructional and Statutory Staff FTE (b)	Non-Instructional Portion of FTE (c)	Net Total Instructional and Statutory Staff FTE (b-c)
Instructor	213.0	0.0	213.0
Counselor Include certificated special program coordinators, economic opportunity program, coordinators, statutory and Title 5 required staff, et. al.	17.0	0.0	17.0
Department Administrator	29.0	0.0	29.0
Librarian Include certificated director of audio/visual, et. al.	1.0	1.0	0.0
Institutional Administrator Include certificated persons with responsibilities covering the entire institution, such as Superintendent, Assistant Superintendent, President, Dean of Instruction, Director of Data Processing, et. al.	4.0	4.0	0.0
Projected 2024 Totals	264.0	5.0	259.0

Column (b) is the total number of Column (a) distributed to categories

Column (c) is the fraction of time express as Full-Time Equivalents devoted to noninstructional work. Counselors, department administrators, and statutorily required staff are counted as if they had no noninstructional duties.

Riverside Community College District 960

Moreno Valley College 962

FTE Instruction Staff Worksheet - Fall 2025

College Instructional Staff, Fall Term. Included are all certificated staff for day, extended day, and adult education except those whose office is located off-campus.

Staff Type (a)	Total Certificated Instructional and Statutory Staff FTE (b)	Non-Instructional Portion of FTE (c)	Net Total Instructional and Statutory Staff FTE (b-c)
Instructor	215.0	0.0	215.0
Counselor Include certificated special program coordinators, economic opportunity program, coordinators, statutory and Title 5 required staff, et. al.	18.0	0.0	18.0
Department Administrator	29.0	0.0	29.0
Librarian Include certificated director of audio/visual, et. al.	1.0	1.0	0.0
Institutional Administrator Include certificated persons with responsibilities covering the entire institution, such as Superintendent, Assistant Superintendent, President, Dean of Instruction, Director of Data Processing, et. al.	4.0	4.0	0.0
Projected 2025 Totals	267.0	5.0	262.0

Column (b) is the total number of Column (a) distributed to categories

Column (c) is the fraction of time express as Full-Time Equivalents devoted to noninstructional work. Counselors, department administrators, and statutorily required staff are counted as if they had no noninstructional duties.



Cumulative Sum of Existing & Proposed Space (2020 - 2026)

Riverside Community College District 960

Moreno Valley College 962

Priority & Year of Occupancy (a)	Classroom 100's (b)	Laboratory 200's (c)	Office 300's (d)	Library 400's (e)	AV Radio TV 530-535 (f)	P.E. 520-525 (g)	Assembly 610 & 615 (h)	Inactive 050-070 (i)	All Other Areas (j)	Total ASF (k)
Total ASF	39,581	38,012	30,436	9,965	110	2,650	3,214	0	30,947	154,915
1 2020 BEN CLARK PLATFORM SCENARIO TRAINING CENTER										
		2,659								2,659
		40,671								157,574
6 2025 LIBRARY LEARNING CENTER (LLC)										
	-2,151	4,813	2,876	19,564	1,766				19,034	45,902
	37,430	45,484	33,312	29,529	1,876				49,981	203,476
8 2026 BIOLOGICAL & PHYSICAL SCIENCE BUILDING										
	865	5,441	-4		2,700				696	9,698
	38,295	50,925	33,308		4,576				50,677	213,174
11 2026 KINESIOLOGY AND ATHLETICS BUILDING										
	2,500	1,700	276			32,350			5,350	42,176
	40,795	52,625	33,584			35,000			56,027	255,350
13 2026 VISUAL/PERFORMING ARTS CENTER										
	100	1,206	-64		1,200		17,300		245	19,987
	40,895	53,831	33,520		5,776		20,514		56,272	275,337
Total Existing and Proposed Space	40,895	53,831	33,520	29,529	5,776	35,000	20,514	0	56,272	275,337

Riverside Community College District 960
Moreno Valley College 962
Classrooms, Classroom Service (Room Use Code 100s)

Summary	Total Net ASF	ASF per 100 WSCH	Total Capacity WSCH
Classroom Space	39,581	47.3	83,678

Laboratories & Laboratory Service Areas (Room Use Codes 210, 215, 220, 225, 230, 235, 255)

TOP Code	Net ASF	ASF per 100 WSCH	Capacity WSCH
0400 - Biological Sciences	4,777	235	2,033
0500 - Business and Management	2,468	128	1,928
0700 - Information Technology	1,228	171	718
1000 - Fine and Applied Arts	6,800	257	2,646
1200 - Health	10,963	214	5,123
1700 - Mathematics	2,532	150	1,688
1900 - Physical Sciences	1,786	257	695
4900 - Interdisciplinary Studies	7,458	257	2,902
Summary	Total Net ASF	ASF per 100 WSCH	Total Capacity WSCH
Lab Space	38,012	214	17,733

Office & Office Service Areas (Room Use Code 300s)

Summary	Total Net ASF	ASF per FTE	Total Capacity FTE
Office Space	30,436	140	217

Riverside Community College District 960
Moreno Valley College 962

District Priority & Project: **1 BEN CLARK PLATFORM SCENARIO TRAINING CENTER**

Project Type: Site Acquisition New Construction Reconstruction
 Replacement Infrastructure Equipment

Total Estimated Cost: \$2,198,000

Anticipated Source(s) of Funds: Non-State

Type of Construction

Seismic Retrofit:

If Existing - Age:

If Existing - Condition:

Anticipated Time Schedule

	Land Acquisition	Preliminary Plans	Working Drawing	Construction	Equipment	Occupancy
Year		2017-2018	2018-2019	2019-2020	2019-2020	2020-2021
Estimated Cost		\$73,000	\$125,000	\$1,800,000	\$200,000	

Explain why this project is needed:

This project will construct a scenario training building at the Ben Clark Training Center for the Public Safety Training Program. The facility will provide space for corrections related training under the Administration of Justice Department. This project is anticipated to contribute to growth in FTES at the BCTC. As designed, this building will house approximately 2,659 ASF of lab space (3,397 GSF) for programs dedicated to Public Safety, such as Administration of Justice.

Riverside Community College District 960
Moreno Valley College 962

District Priority & Project: **1 BEN CLARK PLATFORM SCENARIO TRAINING CENTER**

Outline of Project Space - Buildings and Remodelings

	Classroom 100s	Laboratory 210 - 255	Office 300s	Library 400s	AV/TV 530 - 535	All Other	Total ASF
Project Primary		2,659					2,659
Project Secondary		0					0
Project Net ASF		2,659					2,659

Project Net Capacity

Classrooms, Classroom Service (Room Use Code 100s)

Summary	Net ASF	ASF per 100 WSCH	Capacity WSCH
Classroom Space	0		0

Laboratories & Laboratory Service Areas (Room Use Codes 210, 215, 220, 225, 230, 235, 255)

TOP Code	Primary Effect			Secondary Effect		
	Net ASF	ASF per 100 WSCH	Capacity WSCH	Net ASF	ASF per 100 WSCH	Capacity WSCH
2100 - Administration of Justice	2,659	214	1,243	0	0	0
Summary				Net ASF	Capacity WSCH	
Lab Space				2,659	1,243	

Office & Office Service Areas (Room Use Code 300s)

Summary	Net ASF	ASF per FTE	Capacity FTE
Office Space	0		0.00

Riverside Community College District 960
Moreno Valley College 962

District Priority & Project: **2 NEW WELCOME CENTER**

Project Type: Site Acquisition New Construction Reconstruction
 Replacement Infrastructure Equipment

Total Estimated Cost: \$14,275,000

Anticipated Source(s) of Funds: Non-State

Type of Construction

Seismic Retrofit:

If Existing - Age:

If Existing - Condition:

Anticipated Time Schedule

	Land Acquisition	Preliminary Plans	Working Drawing	Construction	Equipment	Occupancy
Year		2018-2019	2019-2020	2020-2021	2020-2021	2021-2022
Estimated Cost		\$769,000	\$769,000	\$12,287,000	\$450,000	

Explain why this project is needed:

This project will construct a new Welcome Center on MVC's campus. The New Welcome Center will be approximately 17,000 GSF. Existing facilities that house various student and administrative services are inadequate for current and future needs for Moreno Valley College. These services are also spread out around the campus and the New Welcome Center will rectify this by consolidating functions into one location at a prominent location at the front of campus. Secondary effects of this project will be the demolition of the admin annex, and the inactivation of the Student Services building.

Riverside Community College District 960
Moreno Valley College 962

District Priority & Project: **2 NEW WELCOME CENTER**

Outline of Project Space - Buildings and Remodelings

	Classroom 100s	Laboratory 210 - 255	Office 300s	Library 400s	AV/TV 530 - 535	All Other	Total ASF
Project Primary	0		9,629		0	4,005	13,634
Project Secondary	-2,332		-6,094		-110	-1,795	-10,331
Project Net ASF	-2,332		3,535		-110	2,210	3,303

Project Net Capacity

Classrooms, Classroom Service (Room Use Code 100s)

Summary	Net ASF	ASF per 100 WSCH	Capacity WSCH
Classroom Space	-2,332	47.3	-4,930

Laboratories & Laboratory Service Areas (Room Use Codes 210, 215, 220, 225, 230, 235, 255)

TOP Code	Primary Effect			Secondary Effect		
	Net ASF	ASF per 100 WSCH	Capacity WSCH	Net ASF	ASF per 100 WSCH	Capacity WSCH
-	0	0	0	0	0	0
Summary	Net ASF			Capacity WSCH		
Lab Space	0			0		0

Office & Office Service Areas (Room Use Code 300s)

Summary	Net ASF	ASF per FTE	Capacity FTE
Office Space	3,535	140	25,25

Riverside Community College District 960
Moreno Valley College 962

District Priority & Project: **4 BEN CLARK PUBLIC SAFETY TRAINING CENTER PHASE I**

Project Type: Site Acquisition New Construction Reconstruction
 Replacement Infrastructure Equipment

Total Estimated Cost: \$13,000,000

Anticipated Source(s) of Funds: Non-State

Type of Construction

Seismic Retrofit:

If Existing - Age:

If Existing - Condition:

Anticipated Time Schedule

	Land Acquisition	Preliminary Plans	Working Drawing	Construction	Equipment	Occupancy
Year		2019-2020	2020-2021	2020-2021	2021-2022	2021-2022
Estimated Cost		\$819,000	\$743,000	\$11,038,000	\$400,000	

Explain why this project is needed:

This project proposes to construct the first phase of a new permanent facility at the Ben Clark Training Center. The programs held at BCTC include the Administration of Justice, EMT, Fire Technology and Homeland Security programs in addition to several general education courses that support public safety programs. The proposed project may include classroom, laboratory, faculty office, and other student/faculty support spaces. The proposed project is currently in the initial planning phase, thus, no space array is currently available.

Riverside Community College District 960
Moreno Valley College 962

District Priority & Project: **4 BEN CLARK PUBLIC SAFETY TRAINING CENTER PHASE I**

Outline of Project Space - Buildings and Remodelings

	Classroom 100s	Laboratory 210 - 255	Office 300s	Library 400s	AV/TV 530 - 535	All Other	Total ASF
Project Primary							0
Project Secondary							0
Project Net ASF							0

Project Net Capacity

Classrooms, Classroom Service (Room Use Code 100s)

Summary	Net ASF	ASF per 100 WSCH	Capacity WSCH
Classroom Space	0		0

Laboratories & Laboratory Service Areas (Room Use Codes 210, 215, 220, 225, 230, 235, 255)

TOP Code	Primary Effect			Secondary Effect		
	Net ASF	ASF per 100 WSCH	Capacity WSCH	Net ASF	ASF per 100 WSCH	Capacity WSCH
-	0	0	0	0	0	0
Summary	Net ASF			Capacity WSCH		
Lab Space	0					0

Office & Office Service Areas (Room Use Code 300s)

Summary	Net ASF	ASF per FTE	Capacity FTE
Office Space	0		0.00

Riverside Community College District 960
Moreno Valley College 962

District Priority & Project: **6 LIBRARY LEARNING CENTER (LLC)**

Project Type: Site Acquisition New Construction Reconstruction
 Replacement Infrastructure Equipment

Total Estimated Cost: \$55,145,000

Anticipated Source(s) of Funds: State and Non-State

Type of Construction

Seismic Retrofit:

If Existing - Age:

If Existing - Condition:

Anticipated Time Schedule

	Land Acquisition	Preliminary Plans	Working Drawing	Construction	Equipment	Occupancy
Year		2021-2022	2021-2022	2022-2023	2022-2023	2025-2026
Estimated Cost		\$1,832,000	\$1,760,000	\$46,416,000	\$5,137,000	

Explain why this project is needed:

This project proposes to build a new four-story Library Learning Center (LLC) at Moreno Valley College. A new building is necessary to accommodate the College’s current and future enrollment growth and increase instructional capacity. The project would bolster and expand space dedicated to student support services and interdisciplinary computer laboratory space. The existing Library is not large enough to accommodate the current student body, instructionally inadequate for student success and teaching excellence, and has outdated infrastructure and technology that is struggling to keep up with campus demands. The proposed new Library Learning Center will provide students with updated resources for information access and additional space for individual/group study, library services, faculty and student services offices, and audio/visual media services. In addition to library and learning resource functions, the proposed facility will be a center of activity for the College and include space for food services, student service activities, and bookstore. Non-state supportable functions within the proposed facility will be exclusively locally funded.

The proposed Library Learning Center will encompass 101,422 Gross Square Feet (GSF) and consist of 69,344 Assignable Square Feet (ASF). Functional space within the building will include 2,104 ASF of classroom, 6,119 ASF of laboratory, 7,197 ASF of office, 26,091 ASF of library, 1,766 ASF of audio/visual, and 26,067 ASF of other support space. The proposed building will be located on the Parking Lot G site on campus. The building will be adjacent to student Drop-Off on Krameria Street, which will put the facility at the planned center of campus. The existing Bookstore and Lion’s Den modulars will be demolished and Library will be inactivated as secondary effects of the proposed project.

Total project cost is estimated at \$55,136,828 (not escalated to mid-point of construction).

The proposed project is Category B: Instructional Growth.

Riverside Community College District 960
Moreno Valley College 962

District Priority & Project: **6 LIBRARY LEARNING CENTER (LLC)**

Outline of Project Space - Buildings and Remodelings

	Classroom 100s	Laboratory 210 - 255	Office 300s	Library 400s	AV/TV 530 - 535	All Other	Total ASF
Project Primary	2,104	6,119	7,197	26,091	1,766	26,067	69,344
Project Secondary	-4,255	-1,306	-4,321	-6,527	0	-7,033	-23,442
Project Net ASF	-2,151	4,813	2,876	19,564	1,766	19,034	45,902

Project Net Capacity

Classrooms, Classroom Service (Room Use Code 100s)

Summary	Net ASF	ASF per 100 WSCH	Capacity WSCH
Classroom Space	-2,151	47.3	-4,547

Laboratories & Laboratory Service Areas (Room Use Codes 210, 215, 220, 225, 230, 235, 255)

TOP Code	Primary Effect			Secondary Effect		
	Net ASF	ASF per 100 WSCH	Capacity WSCH	Net ASF	ASF per 100 WSCH	Capacity WSCH
1000 - Art (Painting, Drawing and Sculpture)	0	0	0	-1,160	-257	-451
1200 - Health Occupations, General	0	0	0	-146	-214	-68
4900 - Interdisciplinary Studies	6,119	257	2,381	0	0	0
Summary				Net ASF	Capacity WSCH	
Lab Space				4,813	1,861	

Office & Office Service Areas (Room Use Code 300s)

Summary	Net ASF	ASF per FTE	Capacity FTE
Office Space	2,876	140	20.54

Riverside Community College District 960
Moreno Valley College 962

District Priority & Project: **8 BIOLOGICAL & PHYSICAL SCIENCE BUILDING**

Project Type: Site Acquisition New Construction Reconstruction
 Replacement Infrastructure Equipment

Total Estimated Cost: \$34,636,000

Anticipated Source(s) of Funds: State and Non-State

Type of Construction

Seismic Retrofit:

If Existing - Age:

If Existing - Condition:

Anticipated Time Schedule

	Land Acquisition	Preliminary Plans	Working Drawing	Construction	Equipment	Occupancy
Year		2022-2023	2022-2023	2023-2024	2023-2024	2026-2027
Estimated Cost		\$1,243,000	\$1,339,000	\$30,227,000	\$1,827,000	

Explain why this project is needed:

The project proposes to construct a new Biological and Physical Science Building on the Moreno Valley College campus. Currently the Science and Math program is dispersed across multiple temporary portables and the Science & Technology building on campus. The proposed building consolidates science related programs within a single building on campus and expands instructional space to meet student demand. Secondary effects of this project will remove/demolish PSC Portables 3, 7, 8, 9, 10, 18, 20, and 22 as well as inactivate the existing Science & Technology Building.

Riverside Community College District 960
Moreno Valley College 962

District Priority & Project: **8 BIOLOGICAL & PHYSICAL SCIENCE BUILDING**

Outline of Project Space - Buildings and Remodelings

	Classroom 100s	Laboratory 210 - 255	Office 300s	Library 400s	AV/TV 530 - 535	All Other	Total ASF
Project Primary	9,000	17,000	1,400		2,700	800	30,900
Project Secondary	-8,135	-11,559	-1,404		0	-104	-21,202
Project Net ASF	865	5,441	-4		2,700	696	9,698

Project Net Capacity

Classrooms, Classroom Service (Room Use Code 100s)

Summary	Net ASF	ASF per 100 WSCH	Capacity WSCH
Classroom Space	865	47.3	1,829

Laboratories & Laboratory Service Areas (Room Use Codes 210, 215, 220, 225, 230, 235, 255)

TOP Code	Primary Effect			Secondary Effect		
	Net ASF	ASF per 100 WSCH	Capacity WSCH	Net ASF	ASF per 100 WSCH	Capacity WSCH
0400 - Biological Sciences	10,000	235	4,255	0	0	0
0400 - Biology, General	0	0	0	-3,564	-235	-1,517
0400 - Microbiology	0	0	0	-1,213	-235	-516
1200 - Medical Assisting	0	0	0	-1,800	-214	-841
1900 - Chemistry, General	0	0	0	-55	-257	-21
1900 - Physical Sciences	7,000	257	2,724	0	0	0
1900 - Physical Sciences, General	0	0	0	-1,573	-257	-612
4900 - General Studies	0	0	0	-3,354	-257	-1,305
Summary				Net ASF	Capacity WSCH	
Lab Space				5,441	2,167	

Office & Office Service Areas (Room Use Code 300s)

Summary	Net ASF	ASF per FTE	Capacity FTE
Office Space	-4	140	-0.03

Riverside Community College District 960
Moreno Valley College 962

District Priority & Project: **11 KINESIOLOGY AND ATHLETICS BUILDING**

Project Type: Site Acquisition New Construction Reconstruction
 Replacement Infrastructure Equipment

Total Estimated Cost: \$31,014,000

Anticipated Source(s) of Funds: State and Non-State

Type of Construction

Seismic Retrofit:

If Existing - Age:

If Existing - Condition:

Anticipated Time Schedule

	Land Acquisition	Preliminary Plans	Working Drawing	Construction	Equipment	Occupancy
Year		2022-2023	2022-2023	2023-2024	2023-2024	2026-2027
Estimated Cost		\$1,321,000	\$1,293,000	\$27,720,000	\$681,000	

Explain why this project is needed:

The Moreno Valley campus is in the process of implementing comprehensive Athletics, Physical Education, Health, Wellness, and Kinesiology programs. Currently, only a few physical education activity courses are offered on campus and the entire program is housed within a 3,360 GSF portable modular. The proposed project will construct a regulation size gymnasium that will support the College's instructional and student support needs. The building will include a fitness center, traditional weight training spaces, lecture classrooms, physical education laboratories, locker rooms, faculty offices, and other support space. The proposed facility is critical to the College having permanent facilities associated with a comprehensive college. The existing PSC Multipurpose modular will be demolished as a secondary effect of this project.

Riverside Community College District 960
Moreno Valley College 962

District Priority & Project: **11 KINESIOLOGY AND ATHLETICS BUILDING**

Outline of Project Space - Buildings and Remodelings

	Classroom 100s	Laboratory 210 - 255	Office 300s	Library 400s	AV/TV 530 - 535	All Other	Total ASF
Project Primary	2,500	1,700	450			40,350	45,000
Project Secondary	0	0	-174			-2,650	-2,824
Project Net ASF	2,500	1,700	276			37,700	42,176

Project Net Capacity

Classrooms, Classroom Service (Room Use Code 100s)

Summary	Net ASF	ASF per 100 WSCH	Capacity WSCH
Classroom Space	2,500	47.3	5,285

Laboratories & Laboratory Service Areas (Room Use Codes 210, 215, 220, 225, 230, 235, 255)

TOP Code	Primary Effect			Secondary Effect		
	Net ASF	ASF per 100 WSCH	Capacity WSCH	Net ASF	ASF per 100 WSCH	Capacity WSCH
0800 - Physical Education	1,700	321	530	0	0	0
Summary	Net ASF			Capacity WSCH		
Lab Space	1,700					530

Office & Office Service Areas (Room Use Code 300s)

Summary	Net ASF	ASF per FTE	Capacity FTE
Office Space	276	140	1.97

Riverside Community College District 960
Moreno Valley College 962

District Priority & Project: **13 VISUAL/PERFORMING ARTS CENTER**

Project Type: Site Acquisition New Construction Reconstruction
 Replacement Infrastructure Equipment

Total Estimated Cost: \$25,350,000

Anticipated Source(s) of Funds: State and Non-State

Type of Construction

Seismic Retrofit:

If Existing - Age:

If Existing - Condition:

Anticipated Time Schedule

	Land Acquisition	Preliminary Plans	Working Drawing	Construction	Equipment	Occupancy
Year		2022-2023	2022-2023	2023-2024	2023-2024	2026-2027
Estimated Cost		\$930,000	\$976,000	\$21,739,000	\$1,705,000	

Explain why this project is needed:

Currently, there is no dedicated space on MVC's campus for Performing or Visual Arts. The limited amount of existing space for music, dance, and art programs is housed within portable modulars and individual rooms within the Library and Humanities buildings that are not designed for performing/visual arts instruction. The proposed project would construct a new building to house classroom, laboratory, individual practice, faculty office, and audio visual spaces. The project would also include a dedicated performance theater with associated support space. The proposed facility is critical to the College having permanent facilities associated with a comprehensive college. Secondary effects of the proposed project would remove/demolish PSC Portables 2, 4, 11, 21, and 23.

Riverside Community College District 960
Moreno Valley College 962

District Priority & Project: **13 VISUAL/PERFORMING ARTS CENTER**

Outline of Project Space - Buildings and Remodelings

	Classroom 100s	Laboratory 210 - 255	Office 300s	Library 400s	AV/TV 530 - 535	All Other	Total ASF
Project Primary	1,000	4,000	1,100		1,200	17,700	25,000
Project Secondary	-900	-2,794	-1,164		0	-155	-5,013
Project Net ASF	100	1,206	-64		1,200	17,545	19,987

Project Net Capacity

Classrooms, Classroom Service (Room Use Code 100s)

Summary	Net ASF	ASF per 100 WSCH	Capacity WSCH
Classroom Space	100	47.2	212

Laboratories & Laboratory Service Areas (Room Use Codes 210, 215, 220, 225, 230, 235, 255)

TOP Code	Primary Effect			Secondary Effect		
	Net ASF	ASF per 100 WSCH	Capacity WSCH	Net ASF	ASF per 100 WSCH	Capacity WSCH
1000 - Dance	1,500	257	584	0	0	0
1000 - Music	2,500	257	973	-2,794	-257	-1,087
Summary				Net ASF	Capacity WSCH	
Lab Space				1,206	469	

Office & Office Service Areas (Room Use Code 300s)

Summary	Net ASF	ASF per FTE	Capacity FTE
Office Space	-64	140	-0.46

Riverside Community College District 960
Moreno Valley College 962

District Priority & Project: **15 INFRASTRUCTURE UPGRADES**

Project Type: Site Acquisition New Construction Reconstruction
 Replacement Infrastructure Equipment

Total Estimated Cost: \$0

Anticipated Source(s) of Funds:

Type of Construction

Seismic Retrofit:

If Existing - Age:

If Existing - Condition:

Anticipated Time Schedule

	Land Acquisition	Preliminary Plans	Working Drawing	Construction	Equipment	Occupancy
Year		2020-2021	2021-2022	2021-2022	2021-2022	2027-2028
Estimated Cost		\$0	\$0	\$0	\$0	

Explain why this project is needed:

As many of the currently proposed projects begin construction, upgrades to the campus infrastructure will be needed in order to create a more sustainable, modern, and environmentally friendly campus in order to support the new facilities. This project will provide various infrastructure upgrades throughout campus, including but not limited to, utilities, energy efficiency, technology, safety/security, storm water, and accessibility. The proposed project is currently in the initial planning phase, thus, no budget is currently available.

Riverside Community College District 960
Moreno Valley College 962

District Priority & Project: **15 INFRASTRUCTURE UPGRADES**

Outline of Project Space - Buildings and Remodelings

	Classroom 100s	Laboratory 210 - 255	Office 300s	Library 400s	AV/TV 530 - 535	All Other	Total ASF
Project Primary							0
Project Secondary							0
Project Net ASF							0

Project Net Capacity

Classrooms, Classroom Service (Room Use Code 100s)

Summary	Net ASF	ASF per 100 WSCH	Capacity WSCH
Classroom Space	0		0

Laboratories & Laboratory Service Areas (Room Use Codes 210, 215, 220, 225, 230, 235, 255)

TOP Code	Primary Effect			Secondary Effect		
	Net ASF	ASF per 100 WSCH	Capacity WSCH	Net ASF	ASF per 100 WSCH	Capacity WSCH
-	0	0	0	0	0	0
Summary	Net ASF			Capacity WSCH		
Lab Space	0			0		0

Office & Office Service Areas (Room Use Code 300s)

Summary	Net ASF	ASF per FTE	Capacity FTE
Office Space	0		0.00

Riverside Community College District 960

Moreno Valley College 962

District Priority & Project: **18 CAMPUS OPERATIONS & SAFETY (MAINTENANCE & OPERATIONS)**

Project Type: Site Acquisition New Construction Reconstruction
 Replacement Infrastructure Equipment

Total Estimated Cost: \$0

Anticipated Source(s) of Funds:

Type of Construction

Seismic Retrofit:

If Existing - Age:

If Existing - Condition:

Anticipated Time Schedule

	Land Acquisition	Preliminary Plans	Working Drawing	Construction	Equipment	Occupancy
Year		2024-2025	2025-2026	2026-2027	2027-2028	2027-2028
Estimated Cost		\$0	\$0	\$0	\$0	

Explain why this project is needed:

As Moreno Valley College implements its Facilities Master Plan it will be upgrading many of their existing buildings, infrastructure, and constructing new buildings to accommodate institutional needs. Existing Maintenance and Operations facilities will not be sufficient to effectively maintain the future campus needs. The proposed project would construct a new Campus Operations and Safety Facility to accommodate Maintenance & Operations, Shipping/Receiving, and Police/Safety Office functions. Scope of work may also include outdoor yard, parking, and vehicle service/storage space. Secondary effects of this project may include demolition of the existing PSC Warehouse (13A), PH1 Mechanical, PH2 Mechanical, and a portion of PSC 1. The proposed project is currently in the initial planning phase, thus, no space array or budget are currently available.

Riverside Community College District 960
Moreno Valley College 962

District Priority & Project: **18 CAMPUS OPERATIONS & SAFETY (MAINTENANCE & OPERATIONS)**

Outline of Project Space - Buildings and Remodelings

	Classroom 100s	Laboratory 210 - 255	Office 300s	Library 400s	AV/TV 530 - 535	All Other	Total ASF
Project Primary							0
Project Secondary							0
Project Net ASF							0

Project Net Capacity

Classrooms, Classroom Service (Room Use Code 100s)

Summary	Net ASF	ASF per 100 WSCH	Capacity WSCH
Classroom Space	0		0

Laboratories & Laboratory Service Areas (Room Use Codes 210, 215, 220, 225, 230, 235, 255)

TOP Code	Primary Effect			Secondary Effect		
	Net ASF	ASF per 100 WSCH	Capacity WSCH	Net ASF	ASF per 100 WSCH	Capacity WSCH
-	0	0	0	0	0	0
Summary				Net ASF		
Lab Space				0	0	

Office & Office Service Areas (Room Use Code 300s)

Summary	Net ASF	ASF per FTE	Capacity FTE
Office Space	0		0.00

Riverside Community College District 960
Moreno Valley College 962

District Priority & Project: **19 CAREER TECHNICAL EDUCATION BUILDING**

Project Type: Site Acquisition New Construction Reconstruction
 Replacement Infrastructure Equipment

Total Estimated Cost: \$0

Anticipated Source(s) of Funds:

Type of Construction

Seismic Retrofit:

If Existing - Age:

If Existing - Condition:

Anticipated Time Schedule

	Land Acquisition	Preliminary Plans	Working Drawing	Construction	Equipment	Occupancy
Year		2024-2025	2025-2026	2026-2027	2027-2028	2028-2029
Estimated Cost		\$0	\$0	\$0	\$0	

Explain why this project is needed:

Currently, the Career Technical Education departments are spread out throughout the campus and located within multiple buildings, hindering inter-disciplinary instruction and efficiency of space usage. The buildings in which these departments are housed lack the necessary space and equipment to effectively accommodate enrollment growth and modern instructional delivery. The new building will consolidate Career Technical Education instruction within a single facility and include classroom, laboratory, faculty office, and student support spaces. Secondary effects of this project would be the demolition of the Parkside Complex Buildings 1, 5, 6, 13, 14, 15, 17, 19, the Dental Ed Mechanical Building, and Dental Education Centers A-C. The proposed project is currently in the initial planning phase, thus, no space array or budget are currently available.

Riverside Community College District 960
Moreno Valley College 962

District Priority & Project: **19 CAREER TECHNICAL EDUCATION BUILDING**

Outline of Project Space - Buildings and Remodelings

	Classroom 100s	Laboratory 210 - 255	Office 300s	Library 400s	AV/TV 530 - 535	All Other	Total ASF
Project Primary						0	0
Project Secondary						-3,980	-3,980
Project Net ASF						-3,980	-3,980

Project Net Capacity

Classrooms, Classroom Service (Room Use Code 100s)

Summary	Net ASF	ASF per 100 WSCH	Capacity WSCH
Classroom Space	0		0

Laboratories & Laboratory Service Areas (Room Use Codes 210, 215, 220, 225, 230, 235, 255)

TOP Code	Primary Effect			Secondary Effect		
	Net ASF	ASF per 100 WSCH	Capacity WSCH	Net ASF	ASF per 100 WSCH	Capacity WSCH
-	0	0	0	0	0	0
Summary	Net ASF			Capacity WSCH		
Lab Space	0			0		0

Office & Office Service Areas (Room Use Code 300s)

Summary	Net ASF	ASF per FTE	Capacity FTE
Office Space	0		0.00

Riverside Community College District 960
Moreno Valley College 962

District Priority & Project: **20 STUDENT SERVICES & LIBRARY REPURPOSING**

Project Type: Site Acquisition New Construction Reconstruction
 Replacement Infrastructure Equipment

Total Estimated Cost: \$0

Anticipated Source(s) of Funds:

Type of Construction

Seismic Retrofit:

If Existing - Age:

If Existing - Condition:

Anticipated Time Schedule

	Land Acquisition	Preliminary Plans	Working Drawing	Construction	Equipment	Occupancy
Year		2024-2025	2025-2026	2026-2027	2027-2028	2028-2029
Estimated Cost		\$0	\$0	\$0	\$0	

Explain why this project is needed:

This project will renovate and repurpose the existing Student Services and Library buildings. These buildings are planned to be vacated with occupancy of the future Welcome Center and Library Learning Center projects. The buildings will be offline until they are eventually renovated and repurposed for other intitutional functions. Scope of work would include upgrades to building systems, infrastructure, and accessibility. The proposed project is currently in the initial planning phase, thus, no space array or budget are currently available.

Riverside Community College District 960
Moreno Valley College 962

District Priority & Project: **20 STUDENT SERVICES & LIBRARY REPURPOSING**

Outline of Project Space - Buildings and Remodelings

	Classroom 100s	Laboratory 210 - 255	Office 300s	Library 400s	AV/TV 530 - 535	All Other	Total ASF
Project Primary							0
Project Secondary							0
Project Net ASF							0

Project Net Capacity

Classrooms, Classroom Service (Room Use Code 100s)

Summary	Net ASF	ASF per 100 WSCH	Capacity WSCH
Classroom Space	0		0

Laboratories & Laboratory Service Areas (Room Use Codes 210, 215, 220, 225, 230, 235, 255)

TOP Code	Primary Effect			Secondary Effect		
	Net ASF	ASF per 100 WSCH	Capacity WSCH	Net ASF	ASF per 100 WSCH	Capacity WSCH
-	0	0	0	0	0	0
Summary	Net ASF			Capacity WSCH		
Lab Space	0			0		0

Office & Office Service Areas (Room Use Code 300s)

Summary	Net ASF	ASF per FTE	Capacity FTE
Office Space	0		0.00

Riverside Community College District 960
Moreno Valley College 962

District Priority & Project: **21 EARLY COLLEGE HIGH SCHOOL**

Project Type: Site Acquisition New Construction Reconstruction
 Replacement Infrastructure Equipment

Total Estimated Cost: \$0

Anticipated Source(s) of Funds:

Type of Construction

Seismic Retrofit:

If Existing - Age:

If Existing - Condition:

Anticipated Time Schedule

	Land Acquisition	Preliminary Plans	Working Drawing	Construction	Equipment	Occupancy
Year		2025-2026	2026-2027	2027-2028	2028-2029	2028-2029
Estimated Cost		\$0	\$0	\$0	\$0	

Explain why this project is needed:

The proposed project would construct a 500 student high school on the Moreno Valley College campus and provide high school students enrolled access to instruction and resources on the College campus. The facility would be dedicated to high school instruction and not scheduled for College courses. The proposed project is currently in the initial planning phase, thus, no space array or budget are currently available.

Riverside Community College District 960
Moreno Valley College 962

District Priority & Project: **21 EARLY COLLEGE HIGH SCHOOL**

Outline of Project Space - Buildings and Remodelings

	Classroom 100s	Laboratory 210 - 255	Office 300s	Library 400s	AV/TV 530 - 535	All Other	Total ASF
Project Primary							0
Project Secondary							0
Project Net ASF							0

Project Net Capacity

Classrooms, Classroom Service (Room Use Code 100s)

Summary	Net ASF	ASF per 100 WSCH	Capacity WSCH
Classroom Space	0		0

Laboratories & Laboratory Service Areas (Room Use Codes 210, 215, 220, 225, 230, 235, 255)

TOP Code	Primary Effect			Secondary Effect		
	Net ASF	ASF per 100 WSCH	Capacity WSCH	Net ASF	ASF per 100 WSCH	Capacity WSCH
-	0	0	0	0	0	0
Summary				Net ASF	Capacity WSCH	
Lab Space				0	0	

Office & Office Service Areas (Room Use Code 300s)

Summary	Net ASF	ASF per FTE	Capacity FTE
Office Space	0		0.00

Riverside Community College District 960
Moreno Valley College 962

District Priority & Project: **22 HUMANITIES BUILDING RENOVATION**

Project Type: Site Acquisition New Construction Reconstruction
 Replacement Infrastructure Equipment

Total Estimated Cost: \$0

Anticipated Source(s) of Funds:

Type of Construction

Seismic Retrofit:

If Existing - Age:

If Existing - Condition:

Anticipated Time Schedule

	Land Acquisition	Preliminary Plans	Working Drawing	Construction	Equipment	Occupancy
Year		2025-2026	2026-2027	2027-2028	2028-2029	2028-2029
Estimated Cost		\$0	\$0	\$0	\$0	

Explain why this project is needed:

This project proposes to renovate the existing Humanities building. The existing building was originally constructed in 1995 and has not had any major renovations. Many rooms throughout the building will be vacated throughout the life of the capital construction program at Moreno Valley College. The proposed project will renovate spaces throughout the existing building and upgrade systems/infrastructure. Included within the scope of work will be accessibility upgrades throughout the building. The proposed project is currently in the initial planning phase, thus, no space array or budget are currently available.

Riverside Community College District 960
Moreno Valley College 962

District Priority & Project: **22 HUMANITIES BUILDING RENOVATION**

Outline of Project Space - Buildings and Remodelings

	Classroom 100s	Laboratory 210 - 255	Office 300s	Library 400s	AV/TV 530 - 535	All Other	Total ASF
Project Primary							0
Project Secondary							0
Project Net ASF							0

Project Net Capacity

Classrooms, Classroom Service (Room Use Code 100s)

Summary	Net ASF	ASF per 100 WSCH	Capacity WSCH
Classroom Space	0		0

Laboratories & Laboratory Service Areas (Room Use Codes 210, 215, 220, 225, 230, 235, 255)

TOP Code	Primary Effect			Secondary Effect		
	Net ASF	ASF per 100 WSCH	Capacity WSCH	Net ASF	ASF per 100 WSCH	Capacity WSCH
-	0	0	0	0	0	0
Summary	Net ASF			Capacity WSCH		
Lab Space	0					0

Office & Office Service Areas (Room Use Code 300s)

Summary	Net ASF	ASF per FTE	Capacity FTE
Office Space	0		0.00

Riverside Community College District 960
Moreno Valley College 962

District Priority & Project: **23 MULTIPURPOSE PARKING STRUCTURE**

Project Type: Site Acquisition New Construction Reconstruction
 Replacement Infrastructure Equipment

Total Estimated Cost: \$0

Anticipated Source(s) of Funds:

Type of Construction

Seismic Retrofit:

If Existing - Age:

If Existing - Condition:

Anticipated Time Schedule

	Land Acquisition	Preliminary Plans	Working Drawing	Construction	Equipment	Occupancy
Year		2024-2025	2025-2026	2026-2027	2028-2029	2028-2029
Estimated Cost		\$0	\$0	\$0	\$0	

Explain why this project is needed:

This project proposes to construct a new multi-purpose parking structure to accommodate future institutional needs. The proposed project is currently in the initial planning phase, thus, no space array or budget are currently available.

Riverside Community College District 960
Moreno Valley College 962

District Priority & Project: **23 MULTIPURPOSE PARKING STRUCTURE**

Outline of Project Space - Buildings and Remodelings

	Classroom 100s	Laboratory 210 - 255	Office 300s	Library 400s	AV/TV 530 - 535	All Other	Total ASF
Project Primary							0
Project Secondary							0
Project Net ASF							0

Project Net Capacity

Classrooms, Classroom Service (Room Use Code 100s)

Summary	Net ASF	ASF per 100 WSCH	Capacity WSCH
Classroom Space	0		0

Laboratories & Laboratory Service Areas (Room Use Codes 210, 215, 220, 225, 230, 235, 255)

TOP Code	Primary Effect			Secondary Effect		
	Net ASF	ASF per 100 WSCH	Capacity WSCH	Net ASF	ASF per 100 WSCH	Capacity WSCH
-	0	0	0	0	0	0
Summary	Net ASF			Capacity WSCH		
Lab Space	0			0		0

Office & Office Service Areas (Room Use Code 300s)

Summary	Net ASF	ASF per FTE	Capacity FTE
Office Space	0		0.00

Riverside Community College District 960
Moreno Valley College 962

District Priority & Project: **24 SCIENCE & TECHNOLOGY REPURPOSING**

Project Type: Site Acquisition New Construction Reconstruction
 Replacement Infrastructure Equipment

Total Estimated Cost: \$0

Anticipated Source(s) of Funds:

Type of Construction

Seismic Retrofit:

If Existing - Age:

If Existing - Condition:

Anticipated Time Schedule

	Land Acquisition	Preliminary Plans	Working Drawing	Construction	Equipment	Occupancy
Year		2024-2025	2025-2026	2026-2027	2027-2028	2028-2029
Estimated Cost		\$0	\$0	\$0	\$0	

Explain why this project is needed:

This project will renovate and repurpose the existing Science & Technology. The building is planned to be vacated with occupancy of the future Science Technology Engineering & Math (STEM) Building. The building will be offline until it is eventually renovated and repurposed for other institutional functions. Scope of work would include upgrades to building systems, infrastructure, and accessibility. The proposed project is currently in the initial planning phase, thus, no space array or budget are currently available.

Riverside Community College District 960
Moreno Valley College 962

District Priority & Project: **24 SCIENCE & TECHNOLOGY REPURPOSING**

Outline of Project Space - Buildings and Remodelings

	Classroom 100s	Laboratory 210 - 255	Office 300s	Library 400s	AV/TV 530 - 535	All Other	Total ASF
Project Primary							0
Project Secondary							0
Project Net ASF							0

Project Net Capacity

Classrooms, Classroom Service (Room Use Code 100s)

Summary	Net ASF	ASF per 100 WSCH	Capacity WSCH
Classroom Space	0		0

Laboratories & Laboratory Service Areas (Room Use Codes 210, 215, 220, 225, 230, 235, 255)

TOP Code	Primary Effect			Secondary Effect		
	Net ASF	ASF per 100 WSCH	Capacity WSCH	Net ASF	ASF per 100 WSCH	Capacity WSCH
-	0	0	0	0	0	0
Summary				Net ASF	Capacity WSCH	
Lab Space				0	0	

Office & Office Service Areas (Room Use Code 300s)

Summary	Net ASF	ASF per FTE	Capacity FTE
Office Space	0		0.00

Riverside Community College District 960
Moreno Valley College 962

District Priority & Project: **25 CHILD DEVELOPMENT CENTER REPLACEMENT**

Project Type: Site Acquisition New Construction Reconstruction
 Replacement Infrastructure Equipment

Total Estimated Cost: \$0

Anticipated Source(s) of Funds:

Type of Construction

Seismic Retrofit:

If Existing - Age:

If Existing - Condition:

Anticipated Time Schedule

	Land Acquisition	Preliminary Plans	Working Drawing	Construction	Equipment	Occupancy
Year		2025-2026	2026-2027	2027-2028	2028-2029	2028-2029
Estimated Cost		\$0	\$0	\$0	\$0	

Explain why this project is needed:

The proposed project will construct a new Child Development Center to replace the existing Early Childhood Center on campus. The proposed new building will provide Child Development Center demonstration space in addition to instructional rooms for the Early Child Education program and faculty offices. Scope of work will include necessary outdoor play area improvements. The existing Early Childhood Center will be demolished as a secondary effect of the proposed project. The proposed project is currently in the initial planning phase, thus, no space array or budget are currently available.

Riverside Community College District 960
Moreno Valley College 962

District Priority & Project: **25 CHILD DEVELOPMENT CENTER REPLACEMENT**

Outline of Project Space - Buildings and Remodelings

	Classroom 100s	Laboratory 210 - 255	Office 300s	Library 400s	AV/TV 530 - 535	All Other	Total ASF
Project Primary							0
Project Secondary							0
Project Net ASF							0

Project Net Capacity

Classrooms, Classroom Service (Room Use Code 100s)

Summary	Net ASF	ASF per 100 WSCH	Capacity WSCH
Classroom Space	0		0

Laboratories & Laboratory Service Areas (Room Use Codes 210, 215, 220, 225, 230, 235, 255)

TOP Code	Primary Effect			Secondary Effect		
	Net ASF	ASF per 100 WSCH	Capacity WSCH	Net ASF	ASF per 100 WSCH	Capacity WSCH
-	0	0	0	0	0	0
Summary	Net ASF			Capacity WSCH		
Lab Space	0			0		0

Office & Office Service Areas (Room Use Code 300s)

Summary	Net ASF	ASF per FTE	Capacity FTE
Office Space	0		0.00

Riverside Community College District 960
Moreno Valley College 962

District Priority & Project: **26 BEN CLARK STAFETY TRAINING CENTER PHASE II**

Project Type: Site Acquisition New Construction Reconstruction
 Replacement Infrastructure Equipment

Total Estimated Cost: \$0

Anticipated Source(s) of Funds:

Type of Construction

Seismic Retrofit:

If Existing - Age:

If Existing - Condition:

Anticipated Time Schedule

	Land Acquisition	Preliminary Plans	Working Drawing	Construction	Equipment	Occupancy
Year		2025-2026	2026-2027	2027-2028	2028-2029	2029-2030
Estimated Cost		\$0	\$0	\$0	\$0	

Explain why this project is needed:

This project proposes to construct the second phase of new facilities at the Ben Clark Training Center. The programs held at BCTC include the Administration of Justice, EMT, Fire Technology and Homeland Security programs in addition to several general education courses that support the public safety programs. Phase II construction at the Ben Clark Training Center will include facilities needed to support instructional expansion and student support services at the site location. The proposed project is currently in the initial planning phase, thus, no space array or budget are currently available.

Riverside Community College District 960
Moreno Valley College 962

District Priority & Project: **26 BEN CLARK STAFETY TRAINING CENTER PHASE II**

Outline of Project Space - Buildings and Remodelings

	Classroom 100s	Laboratory 210 - 255	Office 300s	Library 400s	AV/TV 530 - 535	All Other	Total ASF
Project Primary							0
Project Secondary							0
Project Net ASF							0

Project Net Capacity

Classrooms, Classroom Service (Room Use Code 100s)

Summary	Net ASF	ASF per 100 WSCH	Capacity WSCH
Classroom Space	0		0

Laboratories & Laboratory Service Areas (Room Use Codes 210, 215, 220, 225, 230, 235, 255)

TOP Code	Primary Effect			Secondary Effect		
	Net ASF	ASF per 100 WSCH	Capacity WSCH	Net ASF	ASF per 100 WSCH	Capacity WSCH
-	0	0	0	0	0	0
Summary	Net ASF			Capacity WSCH		
Lab Space	0			0		0

Office & Office Service Areas (Room Use Code 300s)

Summary	Net ASF	ASF per FTE	Capacity FTE
Office Space	0		0.00

Certification of Inventory for Fiscal Year: 2018 - 2019

Campus Name: Norco College
Certified ASF: 168,870
Certified OGSF: 241,134

District Approval



Authorized Signature


10-30-18

Date

Aaron S. Brown

Printed Name

State Approval



Authorized Signature

1/10/19

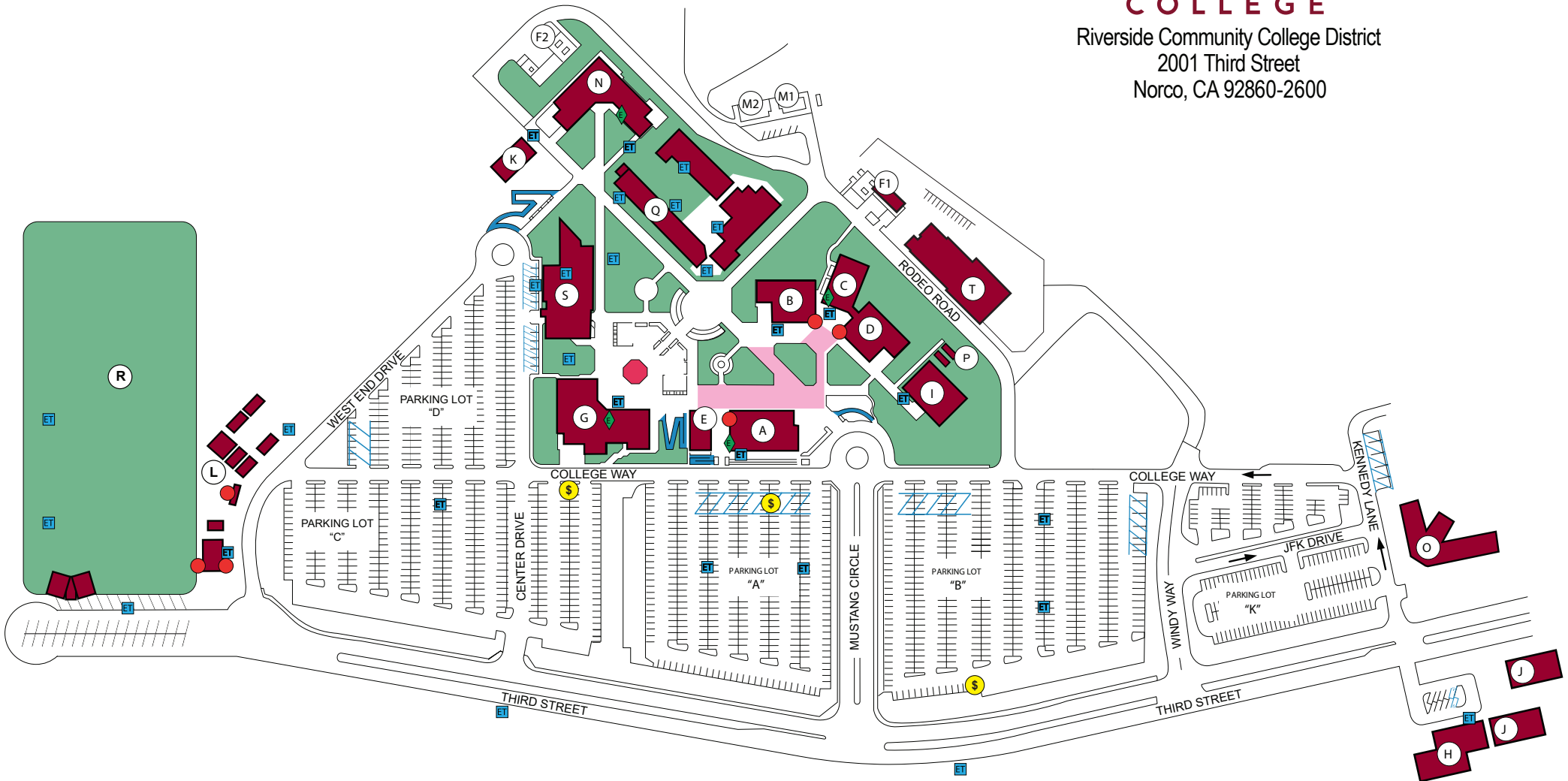
Date

Included:

(2) Signed Copies of Report 17 Certification Sheet if the submission was not certified and submitted electronically by the CBO.

NORCO COLLEGE

Riverside Community College District
2001 Third Street
Norco, CA 92860-2600



- | | |
|--|---|
| A Student Services - (SSV) | K Center for Applied and Competitive Technologies (CACT) |
| B Science & Technology - (ST) | L West End Quad - (WEQ) |
| C Theater - (THTR) | M Facilities |
| D Humanities - (HUM) | N Applied Technology - (ATEC) |
| E College Safety and Police
College Resource Center | O John F. Kennedy Middle College High School (JFK) |
| F Central Plants | P Portables A & B |
| G Wilfred J. Airey Library - (LIBR) | Q Industrial Technology (IT) |
| H STEM Center 100 | R Sports Complex |
| I Bookstore | S Brenda and William Davis Center for Student Success (CSS)
The Corral (Cafeteria and Dining Room) |
| J STEM Center 200 & 300 | T Operations Center (OC) |

	Elevators		Restrooms		Amphitheater
	Disabled Parking		Emergency Phones		Parking Pay Station
	Disabled Ramps		One Way Road		Free Speech Area

Riverside Community College District 960

Norco College 963

Campus Lecture Capacity/Load Ratios

No.	Project	Lect ASF	WSCH	Occupancy	2020-21	2021-22	2022-23	2023-24	2024-25	2025-26	2026-27
7	CENTER FOR HUMAN PERFORMANCE AND KINESIOLOGY	-759	-1,604	2025						65,584	
Norco College										77%	
16	MULTIMEDIA AND ARTS CENTER (MAC)	7,751	16,386	2026							81,970
Norco College										95%	
					2020-21	2021-22	2022-23	2023-24	2024-25	2025-26	2026-27
	Actual*/Projected WSCH				80,254	81,364	82,488	83,626	84,778	85,568	86,366
Lecture ASF	Cumulative Capacity				67,188	67,188	67,188	67,188	67,188	67,188	65,584
31,780	Capacity/Load Ratio				84%	83%	81%	80%	79%	79%	76%

Riverside Community College District 960

Norco College 963

Campus Lab Capacity/Load Ratios

No.	Project	Lab ASF	WSCH	Occupancy	2020-21	2021-22	2022-23	2023-24	2024-25	2025-26	2026-27
7	CENTER FOR HUMAN PERFORMANCE AND KINESIOLOGY	-1,644	-178	2025						16,616	
Norco College										66%	
9	LIBRARY/LEARNING RESOURCE CENTER (LLRC)	2,000	778	2025						17,394	
Norco College										69%	
16	MULTIMEDIA AND ARTS CENTER (MAC)	40,174	16,240	2026							33,635
Norco College											133%
					2020-21	2021-22	2022-23	2023-24	2024-25	2025-26	2026-27
	Actual*/Projected WSCH				23,541	23,867	24,196	24,530	24,868	25,100	25,334
Lab ASF	Cumulative Capacity				16,795	16,795	16,795	16,795	16,795	16,795	17,394
43,018	Capacity/Load Ratio				71%	70%	69%	68%	68%	67%	69%

Riverside Community College District 960

Norco College 963

Campus Office Capacity/Load Ratios

No.	Project	Off ASF	FTE	Occupancy	2020-21	2021-22	2022-23	2023-24	2024-25	2025-26	2026-27
3	VETERANS RESOURCE CENTER	551	4	2020	236						
Norco College					96%						
7	CENTER FOR HUMAN PERFORMANCE AND KINESIOLOGY	211	2	2025						237	
Norco College					90%						
9	LIBRARY/LEARNING RESOURCE CENTER (LLRC)	17	0	2025						237	
Norco College					90%						
14	CENTER FOR HUMAN PERFORMANCE AND KINESIOLOGY PHASE II	200	1	2026							239
Norco College					90%						
16	MULTIMEDIA AND ARTS CENTER (MAC)	4,125	29	2026							268
Norco College					101%						
					2020-21	2021-22	2022-23	2023-24	2024-25	2025-26	2026-27
	Actual*/Projected FTE				246	249	252	256	260	264	266
Office ASF	Cumulative Capacity				232	236	236	236	236	236	237
	32,445										
	Capacity/Load Ratio				94%	95%	94%	92%	91%	89%	89%

Riverside Community College District 960

Norco College 963

Campus Library Capacity/Load Ratios

No.	Project	Lib ASF	Occupancy	2020-21	2021-22	2022-23	2023-24	2024-25	2025-26	2026-27
3	VETERANS RESOURCE CENTER	684	2020	15,584						
Norco College				52%						
9	LIBRARY/LEARNING RESOURCE CENTER (LLRC)	12,111	2025						27,695	
Norco College				90%						
16	MULTIMEDIA AND ARTS CENTER (MAC)	4,804	2026							32,499
Norco College				104%						
				2020-21	2021-22	2022-23	2023-24	2024-25	2025-26	2026-27
	Library ASF	Actual*/Projected ASF		29,700	29,930	30,162	30,397	30,633	30,872	31,113
	14,900	Cumulative Capacity		14,900	15,584	15,584	15,584	15,584	15,584	27,695
		Capacity/Load Ratio		50%	52%	52%	51%	51%	50%	89%

Riverside Community College District 960

Norco College 963

Campus AV/TV Capacity/Load Ratios

No.	Project	AVTV ASF	Occupancy	2020-21	2021-22	2022-23	2023-24	2024-25	2025-26	2026-27
9	LIBRARY/LEARNING RESOURCE CENTER (LLRC)	2,644	2025						3,213	
Norco College									44%	
				2020-21	2021-22	2022-23	2023-24	2024-25	2025-26	2026-27
	Actual*/Projected ASF			7,181	7,201	7,220	7,240	7,261	7,281	7,301
AV/TV ASF	Cumulative Capacity			569	569	569	569	569	569	3,213
569	Capacity/Load Ratio			8%	8%	8%	8%	8%	8%	44%

Riverside Community College District 960
Norco College 963
Campus Load Distribution

	Instructional Staff FTE	Total Campus WSCH	Off-Campus WSCH	On-Campus WSCH	P.E. Laboratory WSCH	On-Campus Lecture WSCH	On-Campus Laboratory WSCH
Actual							
2017	218	105,502	4,990	100,512	2,945	77,002	20,565
2018	231	103,917	3,886	100,030	3,141	74,142	22,747
Projected							
2019	237	107,650	4,306	103,344	3,100	77,508	22,736
2020	246	111,463	4,459	107,005	3,210	80,254	23,541
2021	249	113,006	4,520	108,486	3,255	81,364	23,867
2022	252	114,566	4,583	109,984	3,300	82,488	24,196
2023	256	116,147	4,646	111,501	3,345	83,626	24,530
2024	260	117,748	4,710	113,038	3,391	84,778	24,868
2025	264	118,845	4,754	114,091	3,423	85,568	25,100

Riverside Community College District 960

Norco College 963

FTE Instruction Staff Worksheet - Fall 2019

College Instructional Staff, Fall Term. Included are all certificated staff for day, extended day, and adult education except those whose office is located off-campus.

Staff Type (a)	Total Certificated Instructional and Statutory Staff FTE (b)	Non-Instructional Portion of FTE (c)	Net Total Instructional and Statutory Staff FTE (b-c)
Instructor	197.0	0.0	197.0
Counselor Include certificated special program coordinators, economic opportunity program, coordinators, statutory and Title 5 required staff, et. al.	13.0	0.0	13.0
Department Administrator	27.0	0.0	27.0
Librarian Include certificated director of audio/visual, et. al.	2.0	2.0	0.0
Institutional Administrator Include certificated persons with responsibilities covering the entire institution, such as Superintendent, Assistant Superintendent, President, Dean of Instruction, Director of Data Processing, et. al.	4.0	4.0	0.0
Actual 2019 Totals	243.0	6.0	237.0

Column (b) is the total number of Column (a) distributed to categories

Column (c) is the fraction of time express as Full-Time Equivalents devoted to noninstructional work. Counselors, department administrators, and statutorily required staff are counted as if they had no noninstructional duties.

Riverside Community College District 960

Norco College 963

FTE Instruction Staff Worksheet - Fall 2020

College Instructional Staff, Fall Term. Included are all certificated staff for day, extended day, and adult education except those whose office is located off-campus.

Staff Type (a)	Total Certificated Instructional and Statutory Staff FTE (b)	Non-Instructional Portion of FTE (c)	Net Total Instructional and Statutory Staff FTE (b-c)
Instructor	206.0	0.0	206.0
Counselor Include certificated special program coordinators, economic opportunity program, coordinators, statutory and Title 5 required staff, et. al.	13.0	0.0	13.0
Department Administrator	27.0	0.0	27.0
Librarian Include certificated director of audio/visual, et. al.	2.0	2.0	0.0
Institutional Administrator Include certificated persons with responsibilities covering the entire institution, such as Superintendent, Assistant Superintendent, President, Dean of Instruction, Director of Data Processing, et. al.	4.0	4.0	0.0
Projected 2020 Totals	252.0	6.0	246.0

Column (b) is the total number of Column (a) distributed to categories

Column (c) is the fraction of time express as Full-Time Equivalents devoted to noninstructional work. Counselors, department administrators, and statutorily required staff are counted as if they had no noninstructional duties.

Riverside Community College District 960

Norco College 963

FTE Instruction Staff Worksheet - Fall 2021

College Instructional Staff, Fall Term. Included are all certificated staff for day, extended day, and adult education except those whose office is located off-campus.

Staff Type (a)	Total Certificated Instructional and Statutory Staff FTE (b)	Non-Instructional Portion of FTE (c)	Net Total Instructional and Statutory Staff FTE (b-c)
Instructor	209.0	0.0	209.0
Counselor Include certificated special program coordinators, economic opportunity program, coordinators, statutory and Title 5 required staff, et. al.	13.0	0.0	13.0
Department Administrator	27.0	0.0	27.0
Librarian Include certificated director of audio/visual, et. al.	2.0	2.0	0.0
Institutional Administrator Include certificated persons with responsibilities covering the entire institution, such as Superintendent, Assistant Superintendent, President, Dean of Instruction, Director of Data Processing, et. al.	4.0	4.0	0.0
Projected 2021 Totals	255.0	6.0	249.0

Column (b) is the total number of Column (a) distributed to categories

Column (c) is the fraction of time express as Full-Time Equivalents devoted to noninstructional work. Counselors, department administrators, and statutorily required staff are counted as if they had no noninstructional duties.

Riverside Community College District 960

Norco College 963

FTE Instruction Staff Worksheet - Fall 2022

College Instructional Staff, Fall Term. Included are all certificated staff for day, extended day, and adult education except those whose office is located off-campus.

Staff Type (a)	Total Certificated Instructional and Statutory Staff FTE (b)	Non-Instructional Portion of FTE (c)	Net Total Instructional and Statutory Staff FTE (b-c)
Instructor	212.0	0.0	212.0
Counselor Include certificated special program coordinators, economic opportunity program, coordinators, statutory and Title 5 required staff, et. al.	13.0	0.0	13.0
Department Administrator	27.0	0.0	27.0
Librarian Include certificated director of audio/visual, et. al.	2.0	2.0	0.0
Institutional Administrator Include certificated persons with responsibilities covering the entire institution, such as Superintendent, Assistant Superintendent, President, Dean of Instruction, Director of Data Processing, et. al.	4.0	4.0	0.0
Projected 2022 Totals	258.0	6.0	252.0

Column (b) is the total number of Column (a) distributed to categories

Column (c) is the fraction of time express as Full-Time Equivalents devoted to noninstructional work. Counselors, department administrators, and statutorily required staff are counted as if they had no noninstructional duties.

Riverside Community College District 960

Norco College 963

FTE Instruction Staff Worksheet - Fall 2023

College Instructional Staff, Fall Term. Included are all certificated staff for day, extended day, and adult education except those whose office is located off-campus.

Staff Type (a)	Total Certificated Instructional and Statutory Staff FTE (b)	Non-Instructional Portion of FTE (c)	Net Total Instructional and Statutory Staff FTE (b-c)
Instructor	216.0	0.0	216.0
Counselor Include certificated special program coordinators, economic opportunity program, coordinators, statutory and Title 5 required staff, et. al.	13.0	0.0	13.0
Department Administrator	27.0	0.0	27.0
Librarian Include certificated director of audio/visual, et. al.	2.0	2.0	0.0
Institutional Administrator Include certificated persons with responsibilities covering the entire institution, such as Superintendent, Assistant Superintendent, President, Dean of Instruction, Director of Data Processing, et. al.	4.0	4.0	0.0
Projected 2023 Totals	262.0	6.0	256.0

Column (b) is the total number of Column (a) distributed to categories

Column (c) is the fraction of time express as Full-Time Equivalents devoted to noninstructional work. Counselors, department administrators, and statutorily required staff are counted as if they had no noninstructional duties.

Riverside Community College District 960

Norco College 963

FTE Instruction Staff Worksheet - Fall 2024

College Instructional Staff, Fall Term. Included are all certificated staff for day, extended day, and adult education except those whose office is located off-campus.

Staff Type (a)	Total Certificated Instructional and Statutory Staff FTE (b)	Non-Instructional Portion of FTE (c)	Net Total Instructional and Statutory Staff FTE (b-c)
Instructor	219.5	0.0	219.5
Counselor Include certificated special program coordinators, economic opportunity program, coordinators, statutory and Title 5 required staff, et. al.	13.0	0.0	13.0
Department Administrator	27.0	0.0	27.0
Librarian Include certificated director of audio/visual, et. al.	2.0	2.0	0.0
Institutional Administrator Include certificated persons with responsibilities covering the entire institution, such as Superintendent, Assistant Superintendent, President, Dean of Instruction, Director of Data Processing, et. al.	4.0	4.0	0.0
Projected 2024 Totals	265.5	6.0	259.5

Column (b) is the total number of Column (a) distributed to categories

Column (c) is the fraction of time express as Full-Time Equivalents devoted to noninstructional work. Counselors, department administrators, and statutorily required staff are counted as if they had no noninstructional duties.

Riverside Community College District 960

Norco College 963

FTE Instruction Staff Worksheet - Fall 2025

College Instructional Staff, Fall Term. Included are all certificated staff for day, extended day, and adult education except those whose office is located off-campus.

Staff Type (a)	Total Certificated Instructional and Statutory Staff FTE (b)	Non-Instructional Portion of FTE (c)	Net Total Instructional and Statutory Staff FTE (b-c)
Instructor	223.5	0.0	223.5
Counselor Include certificated special program coordinators, economic opportunity program, coordinators, statutory and Title 5 required staff, et. al.	13.0	0.0	13.0
Department Administrator	27.0	0.0	27.0
Librarian Include certificated director of audio/visual, et. al.	2.0	2.0	0.0
Institutional Administrator Include certificated persons with responsibilities covering the entire institution, such as Superintendent, Assistant Superintendent, President, Dean of Instruction, Director of Data Processing, et. al.	4.0	4.0	0.0
Projected 2025 Totals	269.5	6.0	263.5

Column (b) is the total number of Column (a) distributed to categories

Column (c) is the fraction of time express as Full-Time Equivalents devoted to noninstructional work. Counselors, department administrators, and statutorily required staff are counted as if they had no noninstructional duties.



Cumulative Sum of Existing & Proposed Space (2020 - 2026)

Riverside Community College District 960

Norco College 963

Priority & Year of Occupancy (a)	Classroom 100's (b)	Laboratory 200's (c)	Office 300's (d)	Library 400's (e)	AV Radio TV 530-535 (f)	P.E. 520-525 (g)	Assembly 610 & 615 (h)	Inactive 050-070 (i)	All Other Areas (j)	Total ASF (k)
Total ASF	31,780	43,018	32,445	14,900	569	5,845	3,672	0	36,641	168,870
3 2020 VETERANS RESOURCE CENTER			551	684					691	1,926
			32,996	15,584					37,332	170,796
7 2025 CENTER FOR HUMAN PERFORMANCE AND KINESIOLOGY	-759	-1,644	211			29,148			2,932	29,888
	31,021	41,374	33,207			34,993			40,264	200,684
9 2025 LIBRARY/LEARNING RESOURCE CENTER (LLRC)		2,000	17	12,111	2,644				2,500	19,272
		43,374	33,224	27,695	3,213				42,764	219,956
14 2026 CENTER FOR HUMAN PERFORMANCE AND KINESIOLOGY PHASE II			200			400			1,000	1,600
			33,424			35,393			43,764	221,556
16 2026 MULTIMEDIA AND ARTS CENTER (MAC)	7,751	40,174	4,125	4,804			17,476		8,446	82,776
	38,772	83,548	37,549	32,499			21,148		52,210	304,332
Total Existing and Proposed Space	38,772	83,548	37,549	32,499	3,213	35,393	21,148	0	52,210	304,332

Riverside Community College District 960
Norco College 963
Classrooms, Classroom Service (Room Use Code 100s)

Summary	Total Net ASF	ASF per 100 WSCH	Total Capacity WSCH
Classroom Space	31,780	47.3	67,186

Laboratories & Laboratory Service Areas (Room Use Codes 210, 215, 220, 225, 230, 235, 255)

TOP Code	Net ASF	ASF per 100 WSCH	Capacity WSCH
0100 - Agriculture and Natural Resources	1,815	492	369
0400 - Biological Sciences	5,484	235	2,334
0600 - Media and Communications	2,067	214	966
0700 - Information Technology	1,578	171	923
0900 - Engineering and Industrial Technologies	9,822	321	3,060
0956 - Manufacturing and Industrial Technology	5,265	385	1,368
1000 - Fine and Applied Arts	4,853	257	1,888
1100 - Foreign Language	784	150	523
1500 - Humanities (Letters)	1,835	150	1,223
1700 - Mathematics	1,583	150	1,055
1900 - Physical Sciences	5,489	257	2,136
4900 - Interdisciplinary Studies	2,443	257	951
Summary	Total Net ASF	ASF per 100 WSCH	Total Capacity WSCH
Lab Space	43,018	256	16,795

Office & Office Service Areas (Room Use Code 300s)

Summary	Total Net ASF	ASF per FTE	Total Capacity FTE
Office Space	32,445	140	232

Riverside Community College District 960
Norco College 963

District Priority & Project: **3 VETERANS RESOURCE CENTER**

Project Type: Site Acquisition New Construction Reconstruction
 Replacement Infrastructure Equipment

Total Estimated Cost: \$2,450,000

Anticipated Source(s) of Funds: Non-State

Type of Construction

Seismic Retrofit:

If Existing - Age:

If Existing - Condition:

Anticipated Time Schedule

	Land Acquisition	Preliminary Plans	Working Drawing	Construction	Equipment	Occupancy
Year		2017-2018	2017-2018	2019-2020	2019-2020	2020-2021
Estimated Cost		\$90,000	\$110,000	\$2,010,000	\$240,000	

Explain why this project is needed:

This project will construct a Veterans resource center for the Norco College campus.

Riverside Community College District 960
Norco College 963

District Priority & Project: **3 VETERANS RESOURCE CENTER**

Outline of Project Space - Buildings and Remodelings

	Classroom 100s	Laboratory 210 - 255	Office 300s	Library 400s	AV/TV 530 - 535	All Other	Total ASF
Project Primary			551	684		691	1,926
Project Secondary			0	0		0	0
Project Net ASF			551	684		691	1,926

Project Net Capacity

Classrooms, Classroom Service (Room Use Code 100s)

Summary	Net ASF	ASF per 100 WSCH	Capacity WSCH
Classroom Space	0		0

Laboratories & Laboratory Service Areas (Room Use Codes 210, 215, 220, 225, 230, 235, 255)

TOP Code	Primary Effect			Secondary Effect		
	Net ASF	ASF per 100 WSCH	Capacity WSCH	Net ASF	ASF per 100 WSCH	Capacity WSCH
-	0	0	0	0	0	0
Summary	Net ASF			Capacity WSCH		
Lab Space	0			0		0

Office & Office Service Areas (Room Use Code 300s)

Summary	Net ASF	ASF per FTE	Capacity FTE
Office Space	551	140	3,94

Riverside Community College District 960
Norco College 963

District Priority & Project: **7 CENTER FOR HUMAN PERFORMANCE AND KINESIOLOGY**

Project Type: Site Acquisition New Construction Reconstruction
 Replacement Infrastructure Equipment

Total Estimated Cost: \$26,556,000

Anticipated Source(s) of Funds: State and Non-State

Type of Construction

Seismic Retrofit:

If Existing - Age:

If Existing - Condition:

Anticipated Time Schedule

	Land Acquisition	Preliminary Plans	Working Drawing	Construction	Equipment	Occupancy
Year		2021-2022	2021-2022	2022-2023	2022-2023	2025-2026
Estimated Cost		\$1,225,000	\$1,019,000	\$23,577,000	\$736,000	

Explain why this project is needed:

The Norco campus is in the process of implementing a comprehensive Physical Education program. Currently only a few PE activity courses are offered and the entire program is housed in 5,000 square feet of portable facilities. This project proposes to construct a regulation size gymnasium that will support 6 badminton courts, 3 volleyball courts and 3 basketball courts, with adequate height clearances and safe boundary clearances. Provide a wellness center in addition to a traditional weight room. The facility will also house a kinesiology lab for the Physical Education program. Men`s and women`s locker/shower facilities will also be provided in addition to two team rooms, a self defense room, a trainers area and adequate equipment storage.

Riverside Community College District 960
Norco College 963

District Priority & Project: **7 CENTER FOR HUMAN PERFORMANCE AND KINESIOLOGY**

Outline of Project Space - Buildings and Remodelings

	Classroom 100s	Laboratory 210 - 255	Office 300s	Library 400s	AV/TV 530 - 535	All Other	Total ASF
Project Primary	0	1,500	1,140			36,642	39,282
Project Secondary	-759	-3,144	-929			-4,562	-9,394
Project Net ASF	-759	-1,644	211			32,080	29,888

Project Net Capacity

Classrooms, Classroom Service (Room Use Code 100s)

Summary	Net ASF	ASF per 100 WSCH	Capacity WSCH
Classroom Space	-759	47.3	-1,604

Laboratories & Laboratory Service Areas (Room Use Codes 210, 215, 220, 225, 230, 235, 255)

TOP Code	Primary Effect			Secondary Effect		
	Net ASF	ASF per 100 WSCH	Capacity WSCH	Net ASF	ASF per 100 WSCH	Capacity WSCH
0400 - Other Biological Sciences	1,500	235	638	0	0	0
0956 - Manufacturing and Industrial Technology	0	0	0	-3,144	-385	-817
Summary				Net ASF	Capacity WSCH	
Lab Space				-1,644	-178	

Office & Office Service Areas (Room Use Code 300s)

Summary	Net ASF	ASF per FTE	Capacity FTE
Office Space	211	140	1.51

Riverside Community College District 960
Norco College 963

District Priority & Project: **9 LIBRARY/LEARNING RESOURCE CENTER (LLRC)**

Project Type: Site Acquisition New Construction Reconstruction
 Replacement Infrastructure Equipment

Total Estimated Cost: \$25,343,000

Anticipated Source(s) of Funds: State

Type of Construction

Seismic Retrofit:

If Existing - Age:

If Existing - Condition:

Anticipated Time Schedule

	Land Acquisition	Preliminary Plans	Working Drawing	Construction	Equipment	Occupancy
Year		2022-2023	2022-2023	2023-2024	2023-2024	2025-2026
Estimated Cost		\$889,000	\$979,000	\$21,312,000	\$2,164,000	

Explain why this project is needed:

Norco College continues to have large enrollment increases as predicted in its educational master plan. The Library/Learning Learning Center (LLRC) is a necessity in order to provide students with access to many types of library, tutorial and instructional media space. This project proposes to construct a 30,450 asf learning center that includes 2,000 asf in Lab, 2,450 asf in Office, 20,500 asf in Library, 3,000 asf in AV/TV and 2,500 asf in Other space.

The second floor of the existing Library, building 9 will be vacated as those programs expand into the LRC. The second floor of the Library will then be remodeled into a Student Services Center once the LRC is constructed. In addition, Portables A and B will be demolished as part of this project.

Riverside Community College District 960
Norco College 963

District Priority & Project: **9 LIBRARY/LEARNING RESOURCE CENTER (LLRC)**

Outline of Project Space - Buildings and Remodelings

	Classroom 100s	Laboratory 210 - 255	Office 300s	Library 400s	AV/TV 530 - 535	All Other	Total ASF
Project Primary		2,000	2,450	20,500	3,000	2,500	30,450
Project Secondary		0	-2,433	-8,389	-356	0	-11,178
Project Net ASF		2,000	17	12,111	2,644	2,500	19,272

Project Net Capacity

Classrooms, Classroom Service (Room Use Code 100s)

Summary	Net ASF	ASF per 100 WSCH	Capacity WSCH
Classroom Space	0		0

Laboratories & Laboratory Service Areas (Room Use Codes 210, 215, 220, 225, 230, 235, 255)

TOP Code	Primary Effect			Secondary Effect		
	Net ASF	ASF per 100 WSCH	Capacity WSCH	Net ASF	ASF per 100 WSCH	Capacity WSCH
4900 - General Studies	2,000	257	778	0	0	0
Summary				Net ASF	Capacity WSCH	
Lab Space				2,000	778	

Office & Office Service Areas (Room Use Code 300s)

Summary	Net ASF	ASF per FTE	Capacity FTE
Office Space	17	140	0,12

Riverside Community College District 960
Norco College 963

District Priority & Project: **14 CENTER FOR HUMAN PERFORMANCE AND KINESIOLOGY PHASE II**

Project Type: Site Acquisition New Construction Reconstruction
 Replacement Infrastructure Equipment

Total Estimated Cost: \$7,645,000

Anticipated Source(s) of Funds: State

Type of Construction

Seismic Retrofit:

If Existing - Age:

If Existing - Condition:

Anticipated Time Schedule

	Land Acquisition	Preliminary Plans	Working Drawing	Construction	Equipment	Occupancy
Year		2023-2024	2023-2024	2024-2025	2024-2025	2026-2027
Estimated Cost		\$310,000	\$322,000	\$6,994,000	\$20,000	

Explain why this project is needed:

This project proposes to construct the Colleges first track and field for the Physical Education program. Approximately five acres will be developed including a locker room with space for storing Physical Education equipment. This facility will compliment the already state approved Center for Human Performance and Kinesiology and will allow those Physical Education classes to apply their lab experiences in an outdoor setting.

Riverside Community College District 960
Norco College 963

District Priority & Project: **14 CENTER FOR HUMAN PERFORMANCE AND KINESIOLOGY PHASE II**

Outline of Project Space - Buildings and Remodelings

	Classroom 100s	Laboratory 210 - 255	Office 300s	Library 400s	AV/TV 530 - 535	All Other	Total ASF
Project Primary			200			1,400	1,600
Project Secondary			0			0	0
Project Net ASF			200			1,400	1,600

Project Net Capacity

Classrooms, Classroom Service (Room Use Code 100s)

Summary	Net ASF	ASF per 100 WSCH	Capacity WSCH
Classroom Space	0		0

Laboratories & Laboratory Service Areas (Room Use Codes 210, 215, 220, 225, 230, 235, 255)

TOP Code	Primary Effect			Secondary Effect		
	Net ASF	ASF per 100 WSCH	Capacity WSCH	Net ASF	ASF per 100 WSCH	Capacity WSCH
-	0	0	0	0	0	0
Summary	Net ASF			Capacity WSCH		
Lab Space	0			0		0

Office & Office Service Areas (Room Use Code 300s)

Summary	Net ASF	ASF per FTE	Capacity FTE
Office Space	200	140	1.43

Riverside Community College District 960
Norco College 963

District Priority & Project: **16 MULTIMEDIA AND ARTS CENTER (MAC)**

Project Type: Site Acquisition New Construction Reconstruction
 Replacement Infrastructure Equipment

Total Estimated Cost: \$69,457,000

Anticipated Source(s) of Funds: State and Non-State

Type of Construction

Seismic Retrofit:

If Existing - Age:

If Existing - Condition:

Anticipated Time Schedule

	Land Acquisition	Preliminary Plans	Working Drawing	Construction	Equipment	Occupancy
Year		2023-2024	2024-2025	2025-2026	2025-2026	2026-2027
Estimated Cost		\$2,716,000	\$2,012,000	\$60,761,000	\$3,969,000	

Explain why this project is needed:

This project proposes to construct the first multimedia and arts center at the Norco College campus. This project was identified as a high priority in the 2008 Educational Master plan. Per the master plan guidelines, the project will construct a 83,676 asf/129,133 gsf facility that will enable to college's fine and applied arts programs to grow along with the college. The state of the art facility will be constructed allow multiple instructional methodologies to be used for the benefit of student learning. Additionally, the 400 seat auditorium will allow students to put on visual performances as part of their instructional program. Currently the campus has a small multi purpose room with an inadequate lighting and sound system as their only source for performances

Riverside Community College District 960
Norco College 963

District Priority & Project: **16 MULTIMEDIA AND ARTS CENTER (MAC)**

Outline of Project Space - Buildings and Remodelings

	Classroom 100s	Laboratory 210 - 255	Office 300s	Library 400s	AV/TV 530 - 535	All Other	Total ASF
Project Primary	8,651	40,174	4,125	4,804		25,922	83,676
Project Secondary	-900	0	0	0		0	-900
Project Net ASF	7,751	40,174	4,125	4,804		25,922	82,776

Project Net Capacity

Classrooms, Classroom Service (Room Use Code 100s)

Summary	Net ASF	ASF per 100 WSCH	Capacity WSCH
Classroom Space	7,751	47.3	16,386

Laboratories & Laboratory Service Areas (Room Use Codes 210, 215, 220, 225, 230, 235, 255)

TOP Code	Primary Effect			Secondary Effect		
	Net ASF	ASF per 100 WSCH	Capacity WSCH	Net ASF	ASF per 100 WSCH	Capacity WSCH
0600 - Digital Media	7,778	214	3,635	0	0	0
1000 - Art (Painting, Drawing and Sculpture)	8,066	257	3,139	0	0	0
1000 - Commercial Music	4,955	257	1,928	0	0	0
1000 - Dance	2,535	257	986	0	0	0
1000 - Dramatic Arts	2,602	257	1,012	0	0	0
1000 - Fine Arts, General	3,291	257	1,281	0	0	0
1000 - Music	6,600	257	2,568	0	0	0
1000 - Technical Theater	4,347	257	1,691	0	0	0
Summary				Net ASF	Capacity WSCH	
Lab Space				40,174	16,240	

Office & Office Service Areas (Room Use Code 300s)

Summary	Net ASF	ASF per FTE	Capacity FTE
Office Space	4,125	140	29.46

Riverside Community College District 960
Norco College 963

District Priority & Project: **17 STUDENT SERVICES REMODEL FOR EFFICIENCY**

Project Type: Site Acquisition New Construction Reconstruction
 Replacement Infrastructure Equipment

Total Estimated Cost: \$4,974,000

Anticipated Source(s) of Funds: State

Type of Construction

Seismic Retrofit:

If Existing - Age:

If Existing - Condition:

Anticipated Time Schedule

	Land Acquisition	Preliminary Plans	Working Drawing	Construction	Equipment	Occupancy
Year		2024-2025	2024-2025	2025-2026	2025-2026	2027-2028
Estimated Cost		\$236,000	\$255,000	\$4,232,000	\$251,000	

Explain why this project is needed:

This project will renovate the then vacant second floor of the library and convert it into much needed student services area.

Riverside Community College District 960
Norco College 963

District Priority & Project: **17 STUDENT SERVICES REMODEL FOR EFFICIENCY**

Outline of Project Space - Buildings and Remodelings

	Classroom 100s	Laboratory 210 - 255	Office 300s	Library 400s	AV/TV 530 - 535	All Other	Total ASF
Project Primary			9,558				9,558
Project Secondary			0				0
Project Net ASF			9,558				9,558

Project Net Capacity

Classrooms, Classroom Service (Room Use Code 100s)

Summary	Net ASF	ASF per 100 WSCH	Capacity WSCH
Classroom Space	0		0

Laboratories & Laboratory Service Areas (Room Use Codes 210, 215, 220, 225, 230, 235, 255)

TOP Code	Primary Effect			Secondary Effect		
	Net ASF	ASF per 100 WSCH	Capacity WSCH	Net ASF	ASF per 100 WSCH	Capacity WSCH
-	0	0	0	0	0	0
Summary	Net ASF			Capacity WSCH		
Lab Space	0			0		0

Office & Office Service Areas (Room Use Code 300s)

Summary	Net ASF	ASF per FTE	Capacity FTE
Office Space	9,558	140	68.27

Riverside Community College District 960
Norco College 963

District Priority & Project: **27 MAC SECONDARY EFFECTS**

Project Type: Site Acquisition New Construction Reconstruction
 Replacement Infrastructure Equipment

Total Estimated Cost: \$200,000

Anticipated Source(s) of Funds: Non-State

Type of Construction

Seismic Retrofit:

If Existing - Age:

If Existing - Condition:

Anticipated Time Schedule

	Land Acquisition	Preliminary Plans	Working Drawing	Construction	Equipment	Occupancy
Year				2026-2027	2026-2027	2027-2028
Estimated Cost				\$100,000	\$100,000	

Explain why this project is needed:

This project will backfill the vacated spaces (that were not demolished) from the MAC project. These spaces are scattered throughout five buildings on campus. This project will simply expand general classrooms, labs and offices into the vacated spaces. No physical construction will occur.

Riverside Community College District 960
Norco College 963

District Priority & Project: **27 MAC SECONDARY EFFECTS**

Outline of Project Space - Buildings and Remodelings

	Classroom 100s	Laboratory 210 - 255	Office 300s	Library 400s	AV/TV 530 - 535	All Other	Total ASF
Project Primary	11,955	7,602	3,074			1,434	24,065
Project Secondary	0	-10,352	-400			-13,400	-24,152
Project Net ASF	11,955	-2,750	2,674			-11,966	-87

Project Net Capacity

Classrooms, Classroom Service (Room Use Code 100s)

Summary	Net ASF	ASF per 100 WSCH	Capacity WSCH
Classroom Space	11,955	47.3	25,274

Laboratories & Laboratory Service Areas (Room Use Codes 210, 215, 220, 225, 230, 235, 255)

TOP Code	Primary Effect			Secondary Effect		
	Net ASF	ASF per 100 WSCH	Capacity WSCH	Net ASF	ASF per 100 WSCH	Capacity WSCH
0600 - Digital Media	0	0	0	-1,244	-214	-581
1000 - Art (Painting, Drawing and Sculpture)	0	0	0	-3,315	-257	-1,290
1000 - Commercial Music	0	0	0	-1,531	-257	-596
1000 - Fine Arts, General	0	0	0	-986	-257	-384
1000 - Music	0	0	0	-1,414	-257	-550
1000 - Photography	0	0	0	-1,862	-257	-725
4900 - General Studies	7,602	257	2,958	0	0	0
Summary				Net ASF	Capacity WSCH	
Lab Space				-2,750	-1,167	

Office & Office Service Areas (Room Use Code 300s)

Summary	Net ASF	ASF per FTE	Capacity FTE
Office Space	2,674	140	19.10

Certification of Inventory for Fiscal Year: 2018 - 2019

Campus Name: Riverside District Administrative Office*
Certified ASF: 45,580
Certified OGSF: 69,295

District Approval



Authorized Signature


10-30-18

Date

Aaron S. Brown

Printed Name

State Approval



Authorized Signature

11/16/19

Date

Included:

(2) Signed Copies of Report 17 Certification Sheet if the submission was not certified and submitted electronically by the CBO.

Employment Serv



Henry W. Coil Sr.
and Alice Edna Coil...



University Ave

University Ave

Riverside
Community College...



Market Street

Center for Social
Justice & Civil Liberties



Whittier Pl

Whittier Pl

Market Street

White Park

Riverside Community College District 960
Riverside District Administrative Office* 964

Campus Lecture Capacity/Load Ratios

No.	Project		2020-21	2021-22	2022-23	2023-24	2024-25	2025-26	2026-27
Lect ASF	WSCH	Occupancy	2020-21	2021-22	2022-23	2023-24	2024-25	2025-26	2026-27
	Actual*/Projected WSCH		0	0	0	0	0	0	0
Lecture ASF	Cumulative Capacity		0	0	0	0	0	0	0
0	Capacity/Load Ratio		0%	0%	0%	0%	0%	0%	0%

Riverside Community College District 960
Riverside District Administrative Office* 964

Campus Lab Capacity/Load Ratios

No.	Project	2020-21	2021-22	2022-23	2023-24	2024-25	2025-26	2026-27	
Lab ASF	WSCH	Occupancy	2020-21	2021-22	2022-23	2023-24	2024-25	2025-26	2026-27
	Actual*/Projected WSCH		0	0	0	0	0	0	0
Lab ASF	Cumulative Capacity		0	0	0	0	0	0	0
0	Capacity/Load Ratio		0%	0%	0%	0%	0%	0%	0%

Riverside Community College District 960
Riverside District Administrative Office* 964

Campus Office Capacity/Load Ratios

No.	Project	2020-21	2021-22	2022-23	2023-24	2024-25	2025-26	2026-27	
Off ASF	FTE	Occupancy	2020-21	2021-22	2022-23	2023-24	2024-25	2025-26	2026-27
	Actual*/Projected FTE		0	0	0	0	0	0	0
Office ASF	Cumulative Capacity		199	199	199	199	199	199	199
31,896	Capacity/Load Ratio		0%	0%	0%	0%	0%	0%	0%

Riverside Community College District 960
Riverside District Administrative Office* 964

Campus Library Capacity/Load Ratios

No.	Project	Lib ASF	Occupancy	2020-21	2021-22	2022-23	2023-24	2024-25	2025-26	2026-27
				2020-21	2021-22	2022-23	2023-24	2024-25	2025-26	2026-27
	Library ASF	Actual*/Projected ASF		0	0	0	0	0	0	0
	0	Cumulative Capacity		0	0	0	0	0	0	0
		Capacity/Load Ratio		0%	0%	0%	0%	0%	0%	0%

Riverside Community College District 960
Riverside District Administrative Office* 964

Campus AV/TV Capacity/Load Ratios

No.	Project	AVTV ASF	Occupancy	2020-21	2021-22	2022-23	2023-24	2024-25	2025-26	2026-27
				2020-21	2021-22	2022-23	2023-24	2024-25	2025-26	2026-27
	Actual*/Projected ASF			0	0	0	0	0	0	0
AV/TV ASF	Cumulative Capacity			87	87	87	87	87	87	87
87	Capacity/Load Ratio			0%	0%	0%	0%	0%	0%	0%



Load Distribution & Staff Forecast

**Riverside Community College District 960
Riverside District Administrative Office* 964**

Campus Load Distribution

	Instructional Staff FTE	Total Campus WSCH	Off-Campus WSCH	On-Campus WSCH	P.E. Laboratory WSCH	On-Campus Lecture WSCH	On-Campus Laboratory WSCH
Actual							
2017	0	0	0	0	0	0	0
2018	0	0	0	0	0	0	0
Projected							
2019	0	0	0	0	0	0	0
2020	0	0	0	0	0	0	0
2021	0	0	0	0	0	0	0
2022	0	0	0	0	0	0	0
2023	0	0	0	0	0	0	0
2024	0	0	0	0	0	0	0
2025	0	0	0	0	0	0	0

Riverside Community College District 960
Riverside District Administrative Office* 964

FTE Instruction Staff Worksheet - Fall 2019

College Instructional Staff, Fall Term. Included are all certificated staff for day, extended day, and adult education except those whose office is located off-campus.

Staff Type (a)	Total Certificated Instructional and Statutory Staff FTE (b)	Non-Instructional Portion of FTE (c)	Net Total Instructional and Statutory Staff FTE (b-c)
Instructor	0.0	0.0	0.0
Counselor Include certificated special program coordinators, economic opportunity program, coordinators, statutory and Title 5 required staff, et. al.	0.0	0.0	0.0
Department Administrator	0.0	0.0	0.0
Librarian Include certificated director of audio/visual, et. al.	0.0	0.0	0.0
Institutional Administrator Include certificated persons with responsibilities covering the entire institution, such as Superintendent, Assistant Superintendent, President, Dean of Instruction, Director of Data Processing, et. al.	0.0	0.0	0.0
Actual 2019 Totals	0.0	0.0	0.0

Column (b) is the total number of Column (a) distributed to categories

Column (c) is the fraction of time express as Full-Time Equivalents devoted to noninstructional work.
Counselors, department administrators, and statutorily required staff are counted as if they had no noninstructional duties.

Riverside Community College District 960
Riverside District Administrative Office* 964

FTE Instruction Staff Worksheet - Fall 2020

College Instructional Staff, Fall Term. Included are all certificated staff for day, extended day, and adult education except those whose office is located off-campus.

Staff Type (a)	Total Certificated Instructional and Statutory Staff FTE (b)	Non-Instructional Portion of FTE (c)	Net Total Instructional and Statutory Staff FTE (b-c)
Instructor	0.0	0.0	0.0
Counselor Include certificated special program coordinators, economic opportunity program, coordinators, statutory and Title 5 required staff, et. al.	0.0	0.0	0.0
Department Administrator	0.0	0.0	0.0
Librarian Include certificated director of audio/visual, et. al.	0.0	0.0	0.0
Institutional Administrator Include certificated persons with responsibilities covering the entire institution, such as Superintendent, Assistant Superintendent, President, Dean of Instruction, Director of Data Processing, et. al.	0.0	0.0	0.0
Projected 2020 Totals	0.0	0.0	0.0

Column (b) is the total number of Column (a) distributed to categories

Column (c) is the fraction of time express as Full-Time Equivalents devoted to noninstructional work. Counselors, department administrators, and statutorily required staff are counted as if they had no noninstructional duties.

Riverside Community College District 960

Riverside District Administrative Office* 964

FTE Instruction Staff Worksheet - Fall 2021

College Instructional Staff, Fall Term. Included are all certificated staff for day, extended day, and adult education except those whose office is located off-campus.

Staff Type (a)	Total Certificated Instructional and Statutory Staff FTE (b)	Non-Instructional Portion of FTE (c)	Net Total Instructional and Statutory Staff FTE (b-c)
Instructor	0.0	0.0	0.0
Counselor Include certificated special program coordinators, economic opportunity program, coordinators, statutory and Title 5 required staff, et. al.	0.0	0.0	0.0
Department Administrator	0.0	0.0	0.0
Librarian Include certificated director of audio/visual, et. al.	0.0	0.0	0.0
Institutional Administrator Include certificated persons with responsibilities covering the entire institution, such as Superintendent, Assistant Superintendent, President, Dean of Instruction, Director of Data Processing, et. al.	0.0	0.0	0.0
Projected 2021 Totals	0.0	0.0	0.0

Column (b) is the total number of Column (a) distributed to categories

Column (c) is the fraction of time express as Full-Time Equivalents devoted to noninstructional work. Counselors, department administrators, and statutorily required staff are counted as if they had no noninstructional duties.

Riverside Community College District 960

Riverside District Administrative Office* 964

FTE Instruction Staff Worksheet - Fall 2022

College Instructional Staff, Fall Term. Included are all certificated staff for day, extended day, and adult education except those whose office is located off-campus.

Staff Type (a)	Total Certificated Instructional and Statutory Staff FTE (b)	Non-Instructional Portion of FTE (c)	Net Total Instructional and Statutory Staff FTE (b-c)
Instructor	0.0	0.0	0.0
Counselor Include certificated special program coordinators, economic opportunity program, coordinators, statutory and Title 5 required staff, et. al.	0.0	0.0	0.0
Department Administrator	0.0	0.0	0.0
Librarian Include certificated director of audio/visual, et. al.	0.0	0.0	0.0
Institutional Administrator Include certificated persons with responsibilities covering the entire institution, such as Superintendent, Assistant Superintendent, President, Dean of Instruction, Director of Data Processing, et. al.	0.0	0.0	0.0
Projected 2022 Totals	0.0	0.0	0.0

Column (b) is the total number of Column (a) distributed to categories

Column (c) is the fraction of time express as Full-Time Equivalents devoted to noninstructional work. Counselors, department administrators, and statutorily required staff are counted as if they had no noninstructional duties.

Riverside Community College District 960

Riverside District Administrative Office* 964

FTE Instruction Staff Worksheet - Fall 2023

College Instructional Staff, Fall Term. Included are all certificated staff for day, extended day, and adult education except those whose office is located off-campus.

Staff Type (a)	Total Certificated Instructional and Statutory Staff FTE (b)	Non-Instructional Portion of FTE (c)	Net Total Instructional and Statutory Staff FTE (b-c)
Instructor	0.0	0.0	0.0
Counselor Include certificated special program coordinators, economic opportunity program, coordinators, statutory and Title 5 required staff, et. al.	0.0	0.0	0.0
Department Administrator	0.0	0.0	0.0
Librarian Include certificated director of audio/visual, et. al.	0.0	0.0	0.0
Institutional Administrator Include certificated persons with responsibilities covering the entire institution, such as Superintendent, Assistant Superintendent, President, Dean of Instruction, Director of Data Processing, et. al.	0.0	0.0	0.0
Projected 2023 Totals	0.0	0.0	0.0

Column (b) is the total number of Column (a) distributed to categories

Column (c) is the fraction of time express as Full-Time Equivalents devoted to noninstructional work. Counselors, department administrators, and statutorily required staff are counted as if they had no noninstructional duties.

Riverside Community College District 960

Riverside District Administrative Office* 964

FTE Instruction Staff Worksheet - Fall 2024

College Instructional Staff, Fall Term. Included are all certificated staff for day, extended day, and adult education except those whose office is located off-campus.

Staff Type (a)	Total Certificated Instructional and Statutory Staff FTE (b)	Non-Instructional Portion of FTE (c)	Net Total Instructional and Statutory Staff FTE (b-c)
Instructor	0.0	0.0	0.0
Counselor Include certificated special program coordinators, economic opportunity program, coordinators, statutory and Title 5 required staff, et. al.	0.0	0.0	0.0
Department Administrator	0.0	0.0	0.0
Librarian Include certificated director of audio/visual, et. al.	0.0	0.0	0.0
Institutional Administrator Include certificated persons with responsibilities covering the entire institution, such as Superintendent, Assistant Superintendent, President, Dean of Instruction, Director of Data Processing, et. al.	0.0	0.0	0.0
Projected 2024 Totals	0.0	0.0	0.0

Column (b) is the total number of Column (a) distributed to categories

Column (c) is the fraction of time express as Full-Time Equivalents devoted to noninstructional work. Counselors, department administrators, and statutorily required staff are counted as if they had no noninstructional duties.

Riverside Community College District 960

Riverside District Administrative Office* 964

FTE Instruction Staff Worksheet - Fall 2025

College Instructional Staff, Fall Term. Included are all certificated staff for day, extended day, and adult education except those whose office is located off-campus.

Staff Type (a)	Total Certificated Instructional and Statutory Staff FTE (b)	Non-Instructional Portion of FTE (c)	Net Total Instructional and Statutory Staff FTE (b-c)
Instructor	0.0	0.0	0.0
Counselor Include certificated special program coordinators, economic opportunity program, coordinators, statutory and Title 5 required staff, et. al.	0.0	0.0	0.0
Department Administrator	0.0	0.0	0.0
Librarian Include certificated director of audio/visual, et. al.	0.0	0.0	0.0
Institutional Administrator Include certificated persons with responsibilities covering the entire institution, such as Superintendent, Assistant Superintendent, President, Dean of Instruction, Director of Data Processing, et. al.	0.0	0.0	0.0
Projected 2025 Totals	0.0	0.0	0.0

Column (b) is the total number of Column (a) distributed to categories

Column (c) is the fraction of time express as Full-Time Equivalents devoted to noninstructional work. Counselors, department administrators, and statutorily required staff are counted as if they had no noninstructional duties.



Cumulative Sum of Existing & Proposed Space (2020 - 2026)

Riverside Community College District 960

Riverside District Administrative Office* 964

Priority & Year of Occupancy (a)	Classroom 100's (b)	Laboratory 200's (c)	Office 300's (d)	Library 400's (e)	AV Radio TV 530-535 (f)	P.E. 520-525 (g)	Assembly 610 & 615 (h)	Inactive 050-070 (i)	All Other Areas (j)	Total ASF (k)
Total ASF	0	0	31,896	0	87	0	0	2,427	11,170	45,580



Capacity of Net Existing On-Campus ASF

Riverside Community College District 960

Riverside District Administrative Office* 964

Office & Office Service Areas (Room Use Code 300s)

Summary	Total Net ASF	ASF per FTE	Total Capacity FTE
Office Space	31,896	160	199