

The Economic Value of Riverside City College

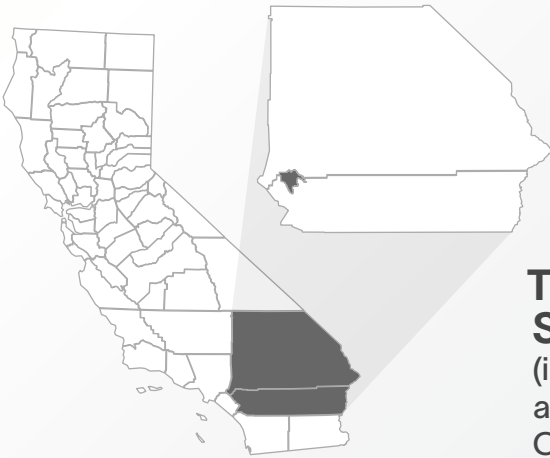
About RCC



29,597
Credit students




1,606
Employees



The RCC Service Area
(in San Bernardino and Riverside Counties, CA)

Economic impact analysis






\$217.9 million Added income

Alumni impact
Impact of the increased earnings of RCC alumni and the businesses they work for


An economic boost similar to hosting the World Series **34x**

OR **3,074** Jobs supported



1 out of every 50 jobs in the RCC Service Area is supported by the activities of RCC and its students.







\$193.4 million Added income

Operations spending impact
Impact of annual payroll and other spending

Enough to buy **4,094** new cars

OR **1,838** Jobs supported






\$49.2 million Added income

Student spending impact
Impact of the daily spending of RCC students attracted to or retained in the region

Enough to buy **3,355** families* a year's worth of groceries

OR **789** Jobs supported





\$6.5 million Added income

Construction spending impact
Impact of expenditures for ongoing construction projects

OR **67** Jobs supported



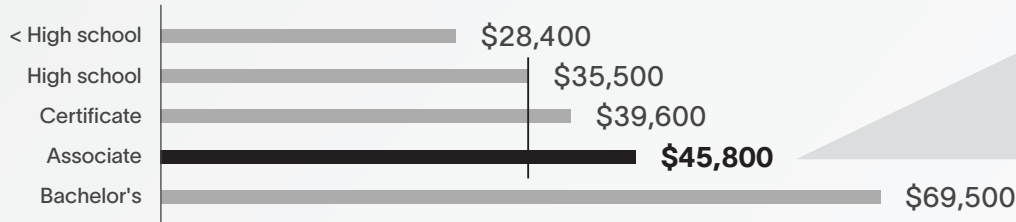


● = 50 jobs * = family of four

Investment analysis





Average earnings by education level at career midpoint




The average associate degree graduate from RCC will see an increase in earnings of **\$10,300** each year compared to someone with a high school diploma working in California.

For every \$1...






Students gain **\$9.70** in lifetime earnings



Taxpayers gain **\$1.50** in added tax revenue and public sector savings



Society gains **\$10.30** in added income and social savings